



DUO CM

Scissors Lift

Parts Breakdown

ET082901-en



Lifting Technology



© MAHA Maschinenbau Haldenwang GmbH & Co. KG

Legal notice based on ISO 16016:

The reproduction, distribution and utilization of this document as well as the communication of its contents to others without explicit authorizations is prohibited. Offenders will be held liable for the payment of damages. All rights reserved in the event of the grant of a patent, utility model or design.

The contents of this edition have been checked with great care. However. Errors cannot be fully excluded. Subject to technical change without notice.

Document

Document N^o: ET082901-en
Approval Date: 07.11.2012

Manufacturer

MAHA Maschinenbau Haldenwang GmbH & Co. KG
Hoyen 20
87490 Haldenwang
Germany

Phone: +49 (0) 8374 585 0
Fax: +49 (0) 8374 585 590
Fax Parts: +49 (0) 8374 585 565
Internet: <http://www.maha.de>
E-Mail: maha@maha.de
Hotline: +49 (0) 180 56242 60 for Brake Testers and Test Lanes
+49 (0) 180 56242 80 for Automotive Lifts
+49 (0) 180 56242 90 for Dynamometers and Emission Testers

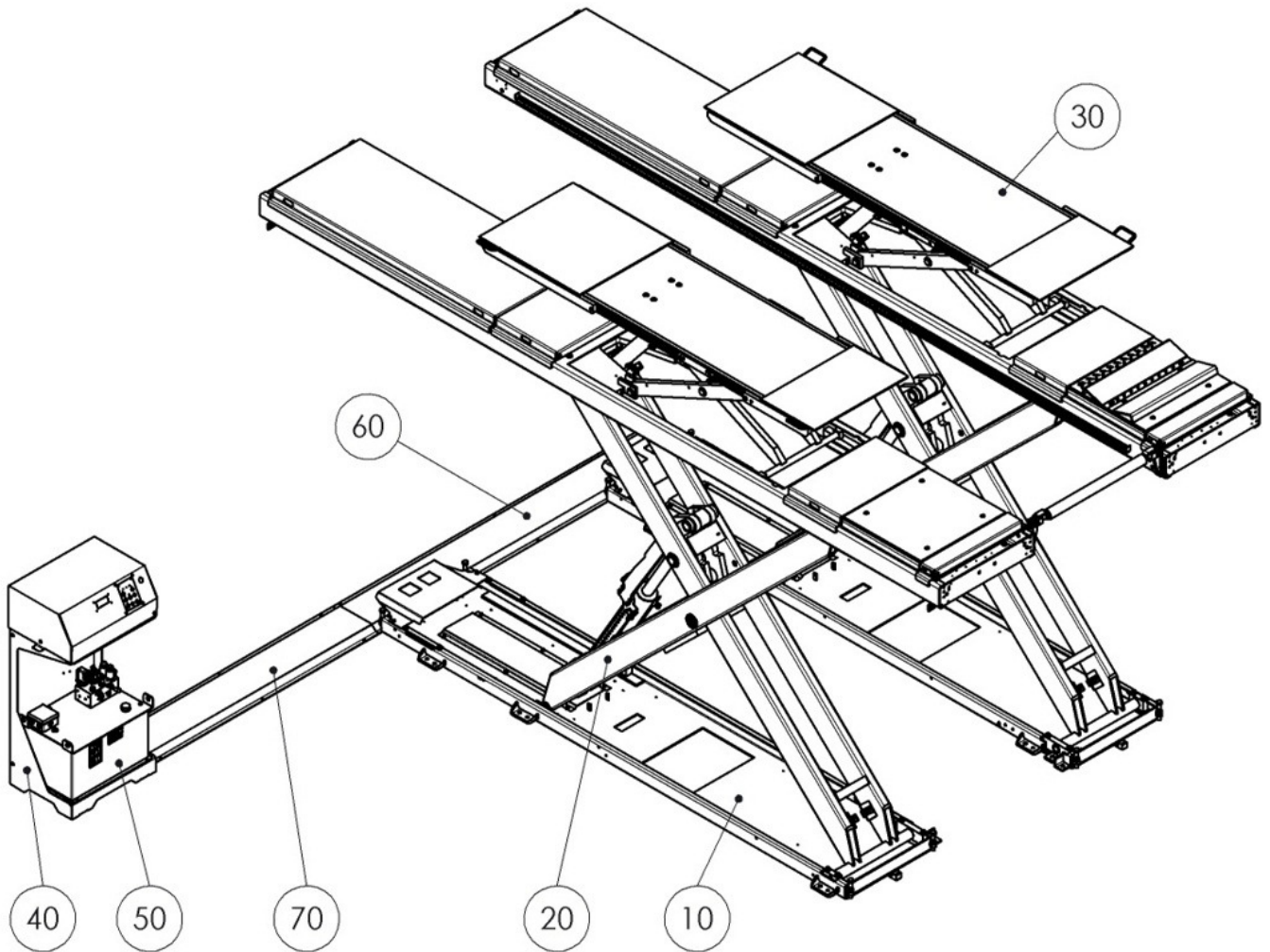
Service

AutomoTec GmbH
Maybachstraße 8
87437 Kempten
Germany
Phone: +49 (0) 180 56242 50
Fax: +49 (0) 180 56242 55
Internet: <http://www.automo-tec.com>
E-Mail: service@automo-tec.com

Contents

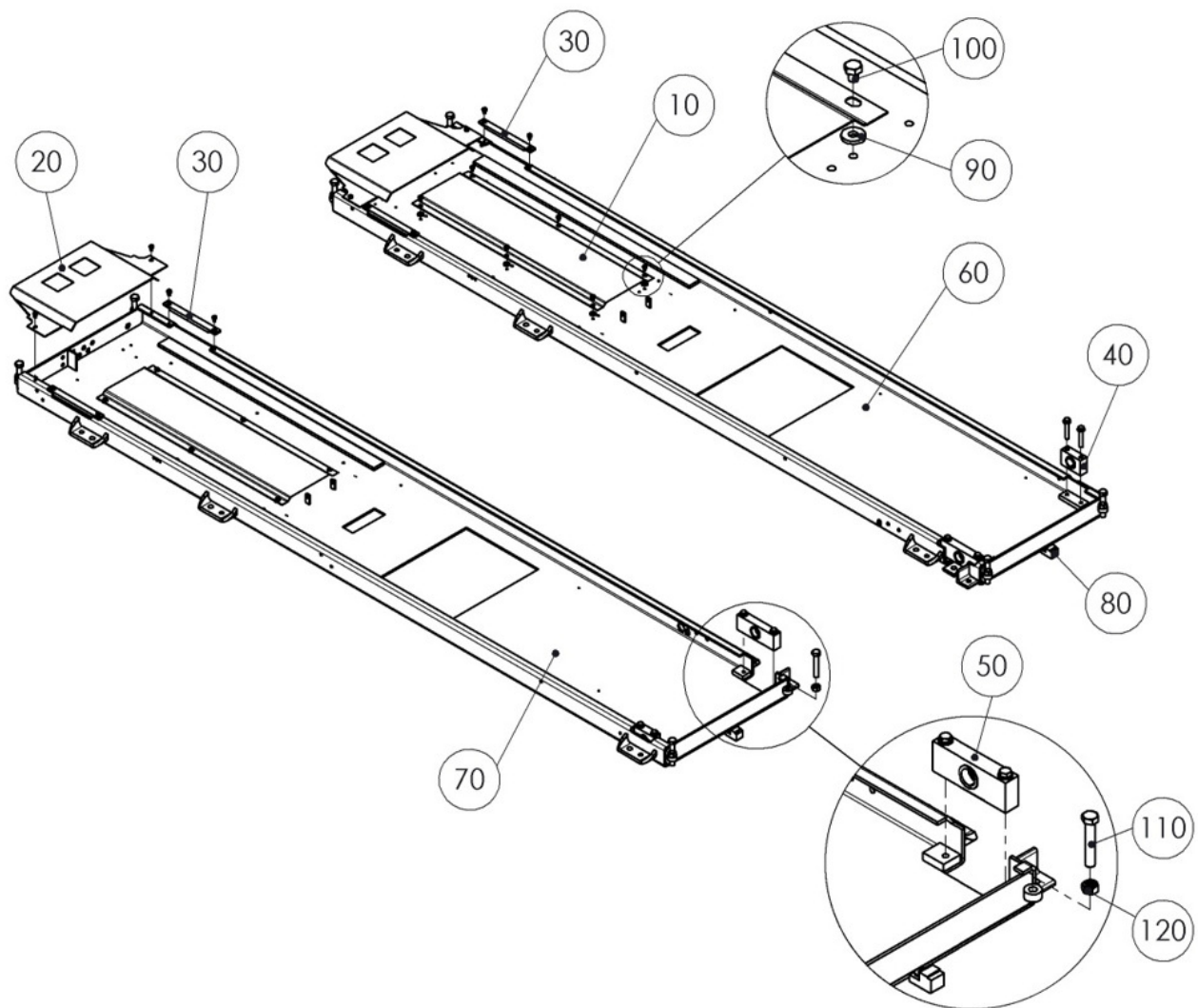
Scissors Lift	4
1 Floor Group	5
1.1 Supports 10t	6
2 Scissors	8
2.1 Cylinder with Racks	10
2.2 Slave Cylinder	13
2.3 Electrical Equipment (Locking Device)	15
3 Runway	16
3.1 Wheel-Free Jack	17
3.2 PMS	22
3.3 Cross Member	37
3.4 Compensating Plates	38
3.5 Movable Plates	40
3.6 Axle Jack	42
3.7 Runway Accessories	44
4 Control Desk	47
5 Submerged Power Units	48
6 Center Console	75
7 Floor Cover	86
8 Antiskid Coating	91
9 Accessories	92
10 Electrical Equipment	98
11 Labels	105

Scissors Lift



Item No.	Spare Part	Description	Tooltip	Article Number
10	Floor Group		Section 1	
20	Scissors	w. Cylinder	Section 2	
30	Runway		Section 3	
40	Control Desk		Section 4	030080 01190 0
50	Submerged Power Unit		Section 5	
60	Cable Channel			02 08 02130
70	Cable Channel			02 08 00100

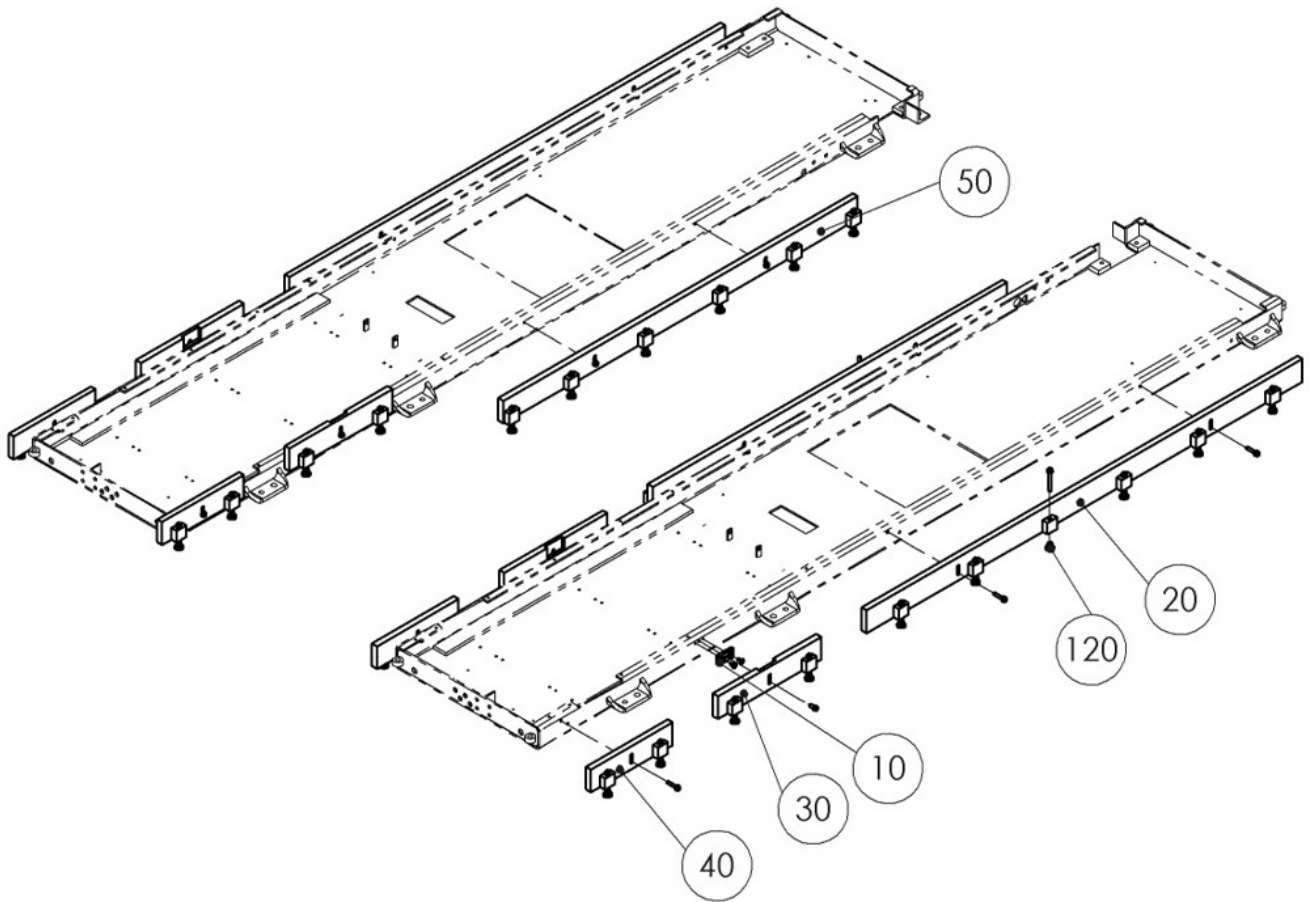
1 Floor Group



Item No.	Spare Part	Description	Article Number
10	Cover Plate		02 08 02110
	Cover Plate	Double Latch (VZ 970042)	02 08 02115
20	Cover Plate		020080 01179 0
30	Cover Plate		020080 01200 0
40	Thrust Bearing Bracket	Outside	03 08 02015
50	Thrust Bearing Bracket	Inside	03 08 02023
60	Base Plate	Left	03 08 02100
70	Base Plate	Right	03 08 02105
80	Slider Block		03 08 58500
90	Rubber Disk		17 1128
100	Hex Head Screw	M8x10	22 0933 08010 K
110	Hex Head Screw	M16x90	22 0933 16090 7
120	Hex Nut	M16	22 0934 16 7

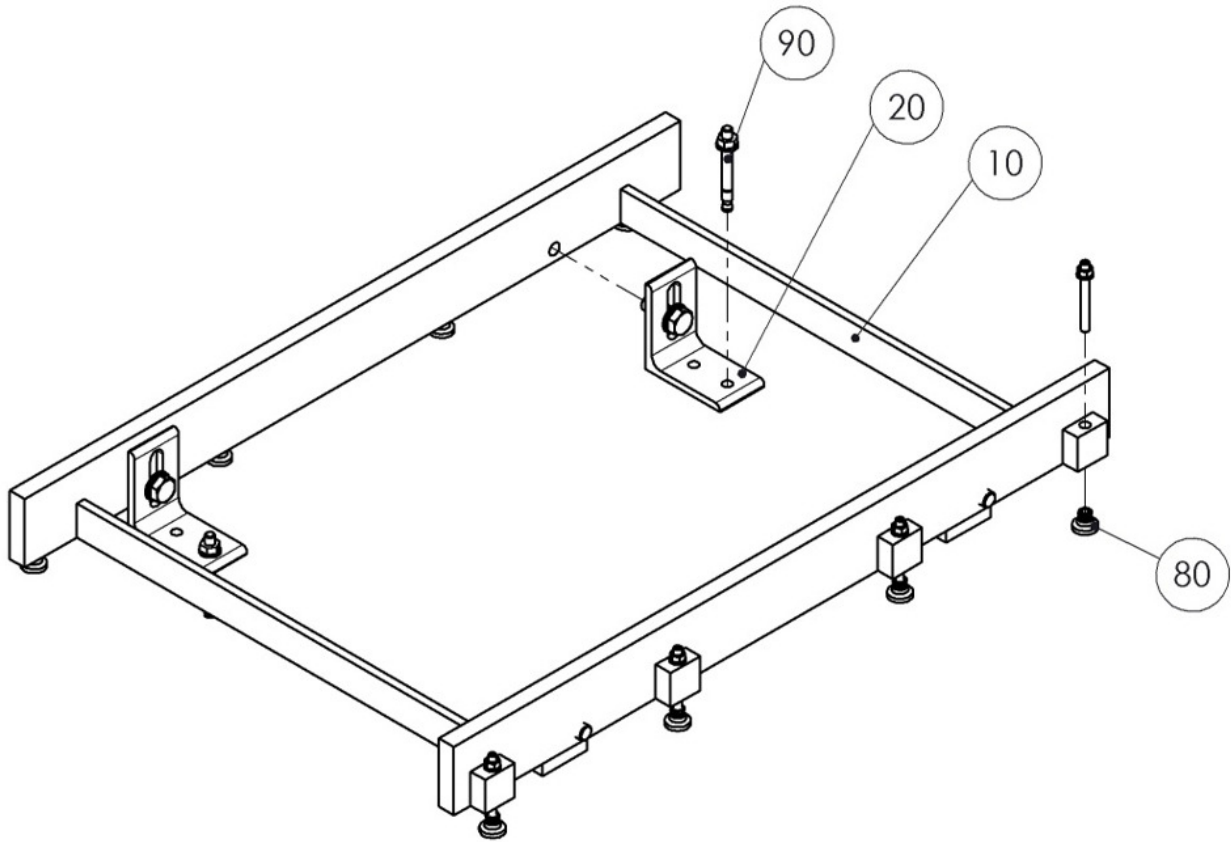
1.1 Supports 10t

1.1.1 Supports



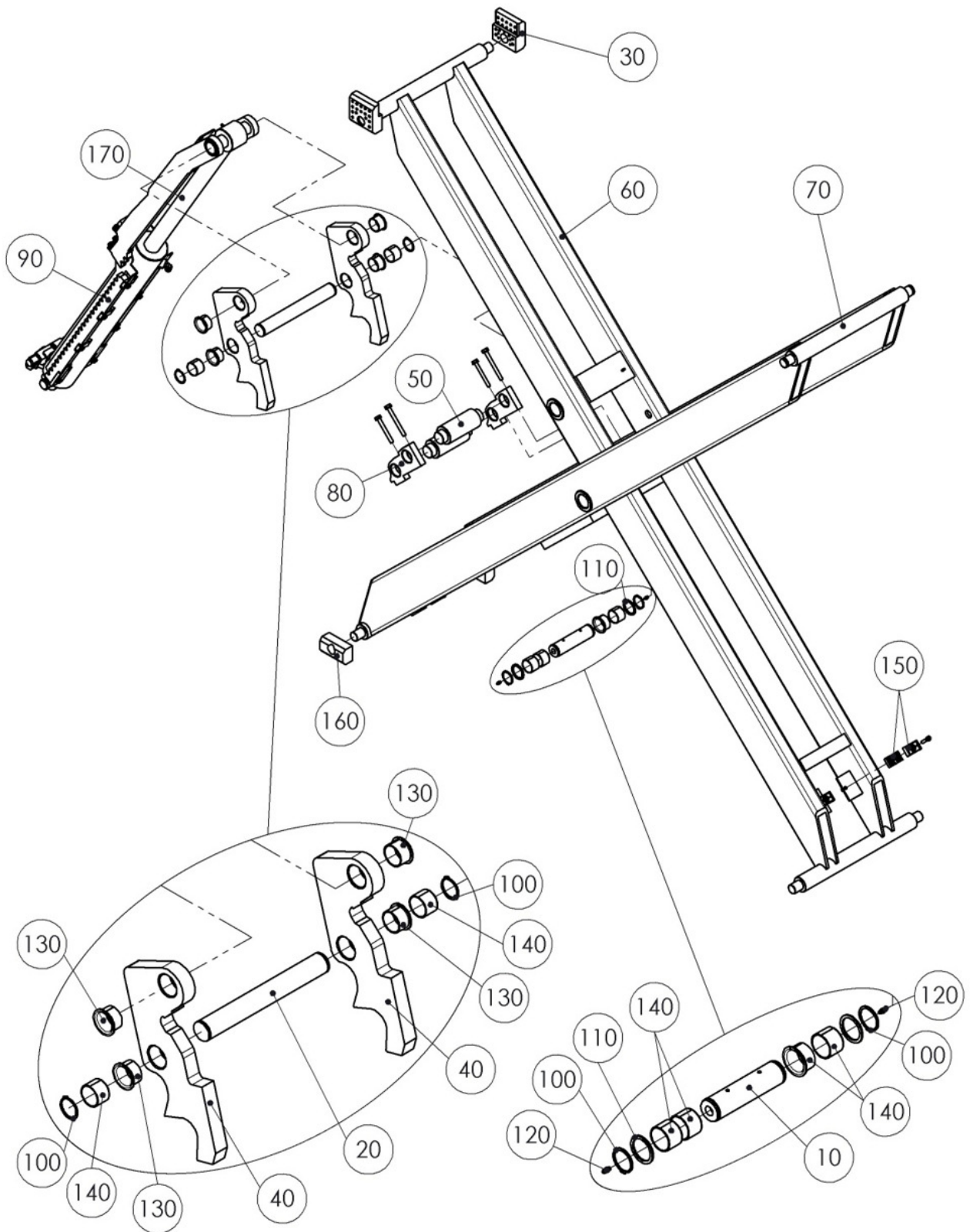
Item No.	Spare Part	Description	Article Number
	Supports Assy	with PMS	030080 01154 0
	Supports Assy	without PMS	030080 01138 0
10	Holder		02 08 02236
20	Support	1760mm	03 08 02215
30	Support	416mm	03 08 02220
40	Support	330mm (w/o PMS)	03 08 02235
50	Support	1430mm	03 08 02260
120	Hinged Disk	M8x80	23 1430 422 1

1.1.2 Support Frame



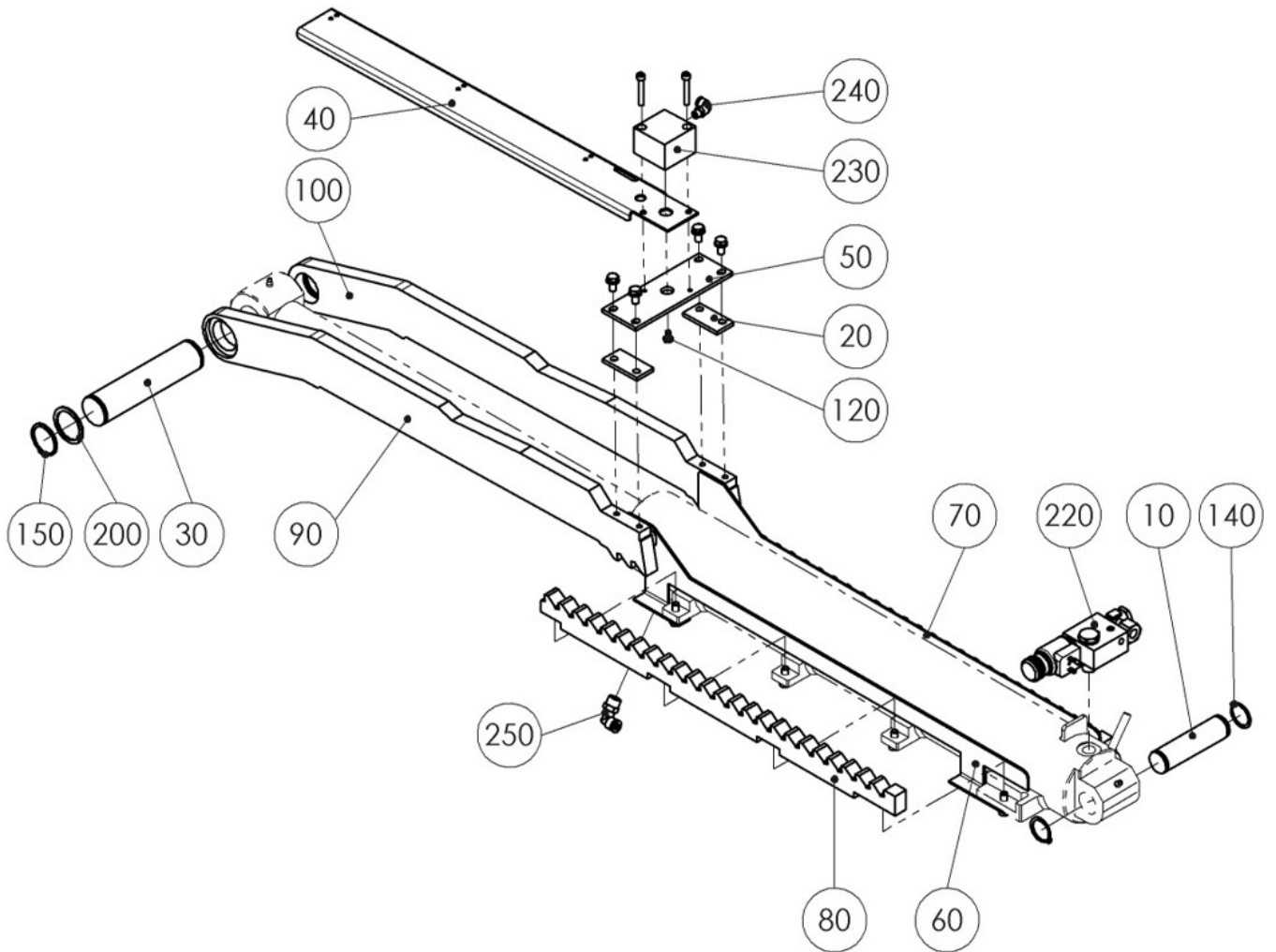
Item No.	Spare Part	Description	Article Number
	Support Frame Assy	445mm	030080 01150 0
	Support Frame Assy	885mm	030080 01152 0
	Support Frame Assy	1185mm	030080 01153 0
10	Support	445mm	03 08 02330
	Support	885mm	03 08 02280
	Support	1185mm	03 08 02300
20	Stop Angle		02 08 02350
80	Hinged Disk	M8x80	23 1430 422 1
90	Anchor Bolt		23 5090

2 Scissors



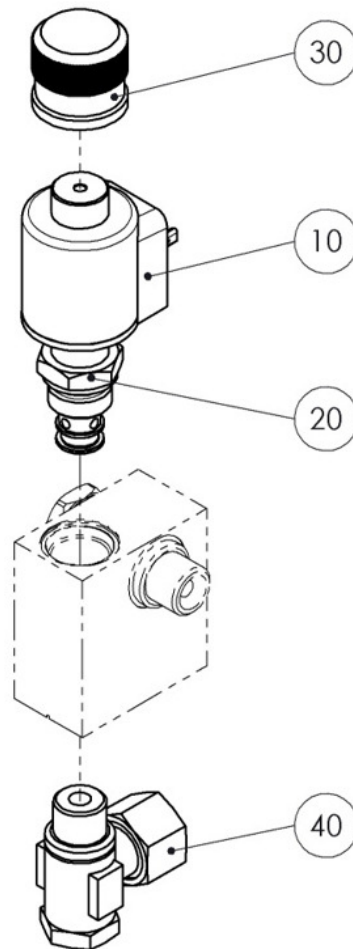
Item No.	Spare Part	Description	Tooltip	Article Number
10	Shaft			02 08 10530
20	Shaft			02 08 17110
30	Slider Block			02 08 20208
	Slide Roller			03 08 17065
40	Lever			02 08 56008
	Lever, Left	Doub. Latch (VZ970042)		03 08 19205
	Lever, Right	Doub. Latch (VZ970042)		03 08 19215
50	Roller			02 08 56125
60	Scissors	Inside		03 08 18850
	Acces. (Inner Scissors)	Doub. Latch (VZ970042)		03 08 19300
70	Scissors	Outside		030080 00800 0
	Acces. (Outer Scissors)	Doub. Latch (VZ970042)		03 08 19350
80	Bearing Bracket			030080 00842 0
90	Cylinder with Racks		Section 2.1	030080 01376 0
	Cylinder with Racks	Locking Device	Section 2.1	030080 01405 0
	Slave Cylinder	Doub. Latch (VZ970042)	Section 2.2	03 08 57132
100	Snap Ring	40x1.75		22 0471 040
110	Shim Ring	40x50x2.5		22 0988 405025
120	Lubricating Nipple			23 0400
130	Friction Bearing			24 1741 1
140	Friction Bearing			24 1742 9
150	Stauff Clamp			27 3645
160	Slider Block			31 6051
170	Hydraulic Cylinder	ø85		26000342
	Hydraulic Cylinder	ø100		26000295

2.1 Cylinder with Racks



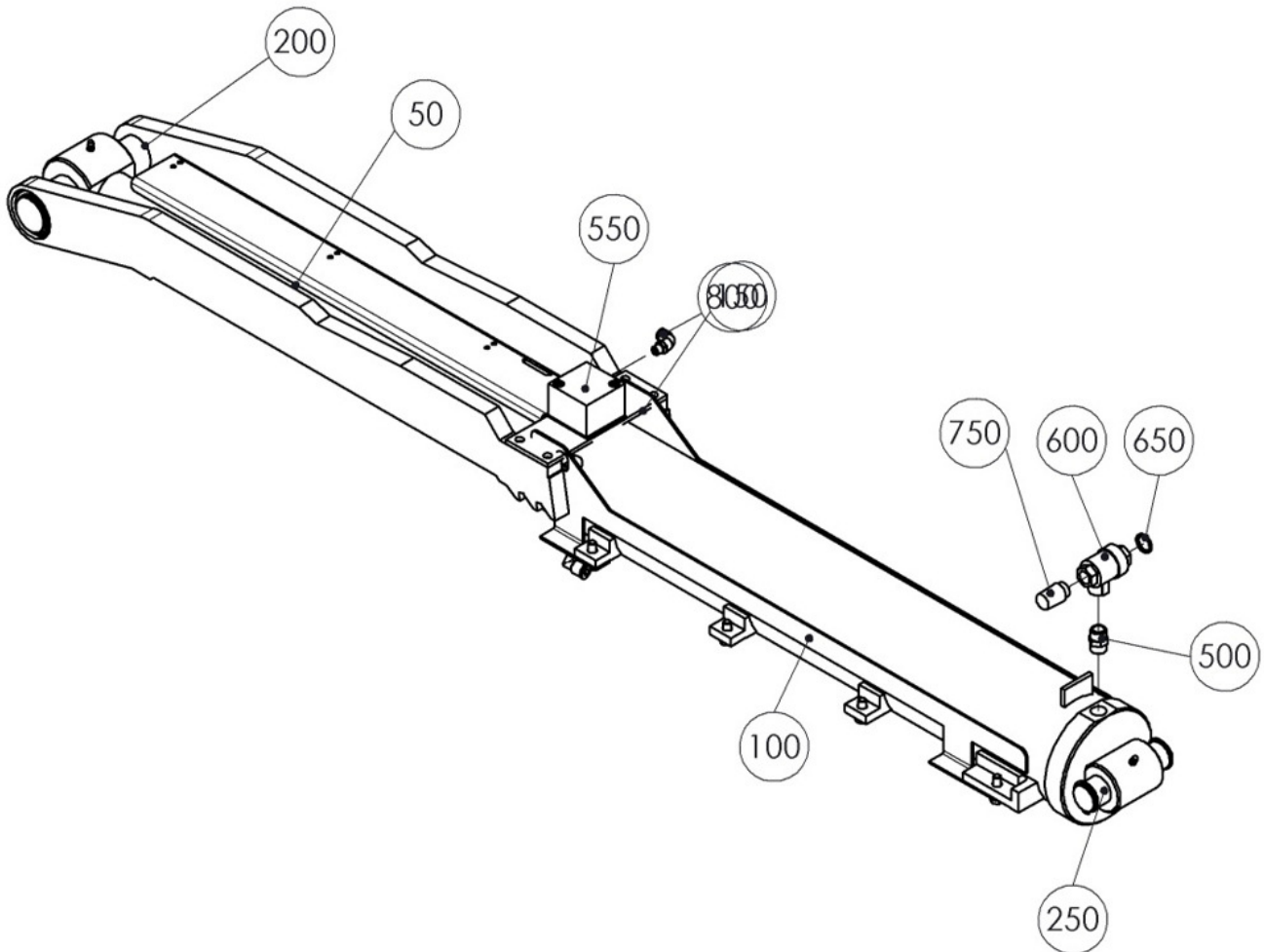
Item No.	Spare Part	Description	Tooltip	Article Number
	Cylinder with Racks			030080 01376 0
	Cylinder with Racks	(Locking Device)		030080 01405 0
10	Shaft			02 08 17105
20	Distance			02 08 58100
30	Upper Cylinder Support			02 08 58110
40	Hose Guide			02 08 58115
50	Cylinder Plate			02 08 58120
60	Guide	Left		02 08 58125
70	Guide	Right		02 08 58130
80	Lock			02 08 58200
	Lock	(Locking Device)		02 08 58210
90	Latch Arm	Left		02 08 58350
	Latch Arm	Left (Locking Device)		02 08 58250
100	Latch Arm	Right		02 08 58360
	Latch Arm	Right (Locking Device)		02 08 58260
120	Pan Head Screw	M6x10		22 0085 06010 K
140	Snap Ring	30x1.5		22 0471 030
150	Snap Ring	40x1.75		22 0471 040
200	Shim Ring	40x50x2		22 0988 405020
220	Valve Block		Section 2.1.1	26000271
230	Short-Stroke Cylinder	Stoke = 15mm		28 0040
240	Screw Fitting	KQL 06		28 9055
250	Screwed Angle	KQL 08		28 9128

2.1.1 Valve Block (26000271)



Item No.	Spare Part	Description	Article Number
10	Solenoid Coil	24VDC	26000106
20	2/2 Directional Control Valve		26000123
30	Manual Lowering Screw		26000270
40	Screw Connection	3/8"	27 6992 1

2.2 Slave Cylinder - Double Latch (VZ 970042)











Item No.	Spare Part	Description	Article Number
50	Slave Cylinder		03 08 57027
100	Guide	Left	02 08 58125
150	Guide	Right	02 08 58130
200	Upper Cylinder Support		02 08 58110
250	Shaft		02 08 17105
500	Double Nipple	R 3/8 x 3/8	27 4656
550	Short-Stroke Cylinder	Stroke = 15mm	28 0040
600	Rapid Bleeder Valve		28 5802
650	Seal	G3/8	28 6505
750	Silencer	3/8"	28 8165 0600
800	Screw Fitting	KQL	28 9055

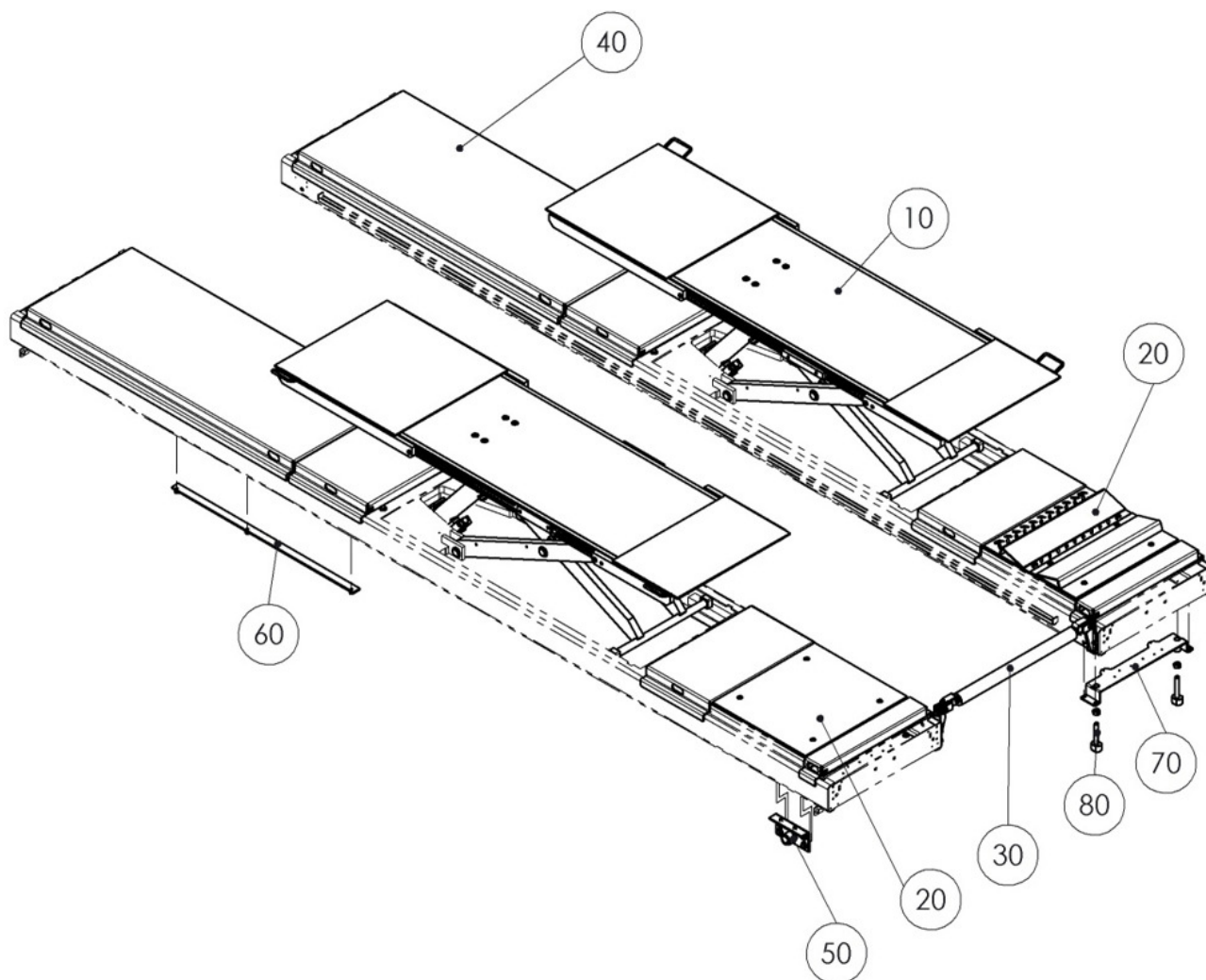
2.2.1 Small Parts (Double Latch) VZ 970042

Item No.	Thumbnail	Spare Part	Description	Article Number
10		Plastic Chain		17 4065
20		Solenoid Valve	24V	28 5001
30		Silencer	1/4"	28 8165 0400 1
40		T-Fitting	KQT	28 9035
50		Threaded Elbow Joint	KQL G1/4	28 9120
60		T-Piece	KQT	28 9131
70		T-Male End Fitting	KQY	28 9137
80		Proximity Switch	M12/4mm	51 3004

2.3 Electrical Equipment (Locking Device)

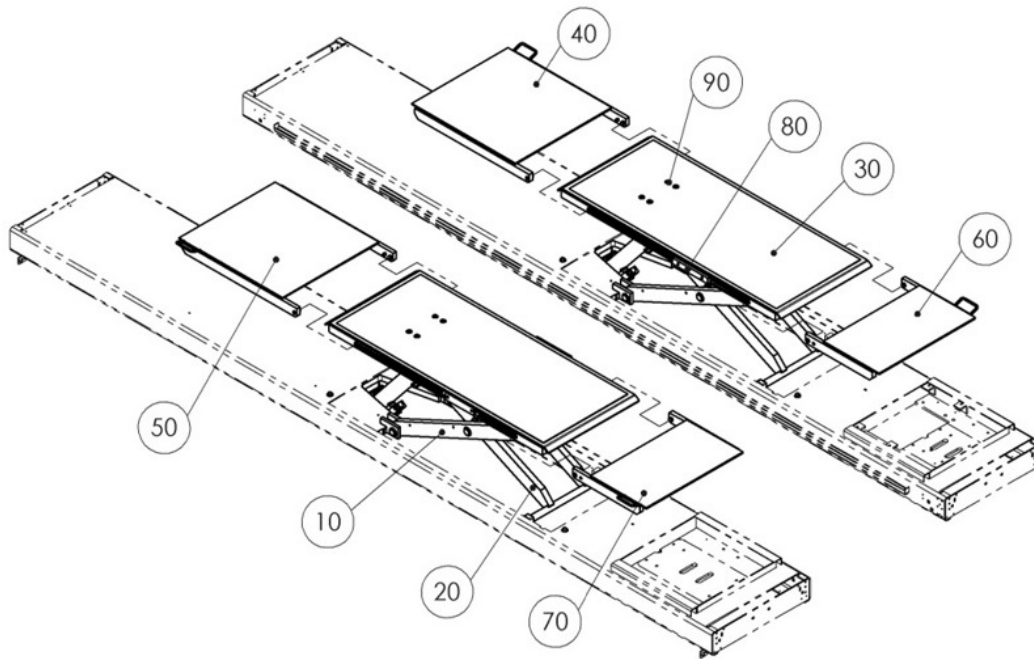
Item No.	Thumbnail	Spare Part	Description	Article Number
10		Membrane Keyboard		51 1147
20		Proximity Switch	M12/4mm	51 3004
30		Printed Circuit Board	MAH CAN I8	52 0544
40		Printed Circuit Board	MAH DUO Display	52 0545
50		Spacer Pin	20mm / M3	53 2113
60		Solenoid Valve Connector	with Cable Type A	53 2165
70		Terminal Strip	16-pin	53 3382
80		Branch Box	w. Screw Connection	61 CM FFDO V1

3 Runway



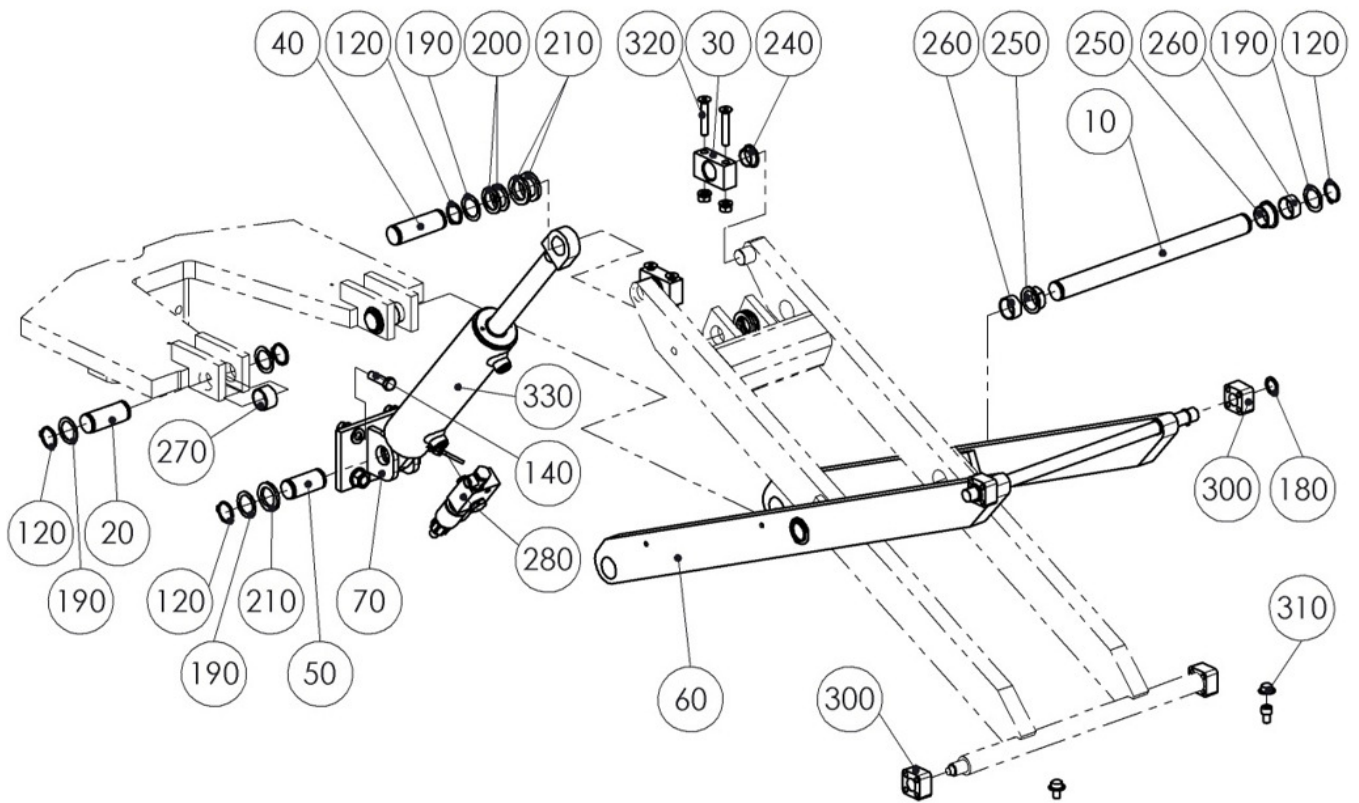
Item No.	Spare Part	Description	Tooltip	Article Number
10	Wheel-Free Jack		Section 3.1	
20	PMS		Section 3.2	
30	Cross Member		Section 3.3	
40	Compensating Plates		Section 3.4	
50	Thrust Bearing			03 08 23560
60	Slider Block Cover	at Slider Block		030080 00983 0
	Rail	(1 pc.) at Slide Roller		02 08 20206
70	Terminal Board			030080 01283 0
80	Dowel Pin	M16x94		31 6210
	Dowel Pin	M16x144		31 6220

3.1 Wheel-Free Jack



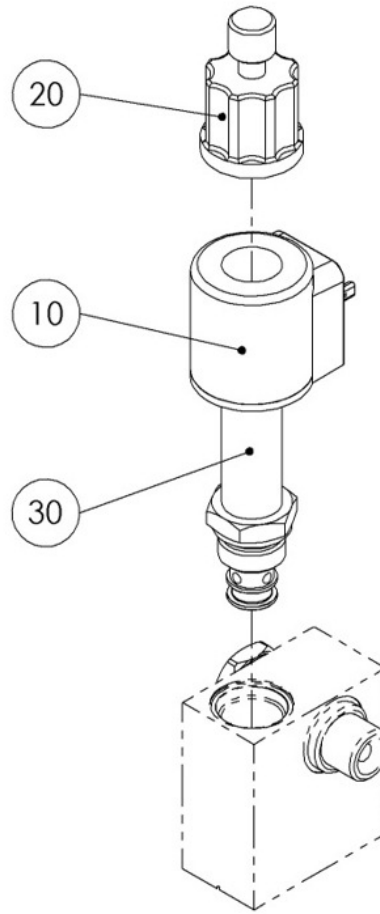
Item No.	Spare Part	Description	Article Number
10	Substructure	Section 3.1.1	030080 01000 0
20	Inner Scissors		03 08 31265
30	Upper Plate, sym.	w. / w/o Comp. Plates	030080 14001600
	Upper Plate, asym.	w. PSM; w. Comp. Plates	030080 14001400
	Upper Plate, asym.	w. PSM; w. Comp. Plates; 10t	030080 00051 0
	Upper Plate, asym.	w. PMS 3R; w. Comp. Plates	030080 00023 0
	Upper Plate, asym.	w. PMS 3R; w. Comp. Plates; 10t	030080 00049 0
	Upper Plate, asym.	w. PSM; w/o Comp. Plates	030080 14001400
40	Extension, Rear, Left	w. PSM; w. Comp. Plates	030080 14000500
	Extension, Rear, Left	w. PSM; w/o Comp. Plates	030080 14000900
	Extension, Left	Standard; w. Comp. Plates	030080 14000400
	Extension, Left	Standard; w/o Comp. Plates	030080 14000200
50	Extension, Rear, Right	w. PSM; w. Comp. Plates	030080 14000600
	Extension, Rear, Right	w. PSM; w/o Comp. Plates	030080 14001000
	Extension, Right	Standard; w. Comp. Plates	030080 14000300
	Extension, Right	Standard; w/o Comp. Plates	030080 14000100
60	Extension, Front, Left	w. PSM; w. Comp. Plates	030080 14000700
	Extension, Front, Left	w. PSM; w/o Comp. Plates	030080 14001100
70	Extension, Front, Right	w. PSM; w. Comp. Plates	030080 14000800
	Extension, Front, Right	w. PSM; w/o Comp. Plates	030080 14001200
80	Stop		030080 01090 0
90	Countersunk Screw		22 7991 10060 3
	Countersunk Screw	at 10t	22 7991 10080 3

3.1.1 Substructure (030080 01000 0)








Item No.	Spare Part	Description	Tooltip	Article Number
10	Shaft			02 08 31068
20	Shaft			02 08 31070
30	Bearing Bracket			02 08 42012
40	Shaft			02 08 55015
50	Shaft			020080 01404 0
60	Outer Scissors			03 08 31054
70	Cylinder Support			030080 01063 0
120	Snap Ring	30x1.5		22 0471 030
140	Hex Head Screw	M12x40		22 0933 12040 10
180	Shim Ring	20x28x1		22 0988 202810
190	Shim Ring	30x42x1		22 0988 304210
200	Shim Ring	30x42x2.5		22 0988 304225
210	Washer			22 1440 31
240	Friction Bearing			24 1725 3
250	Friction Bearing			24 1728 1
260	Friction Bearing			24 1730 2
270	Friction Bearing			24 1730
280	2/2 Direc. Control Valve		Section 3.1.1.1	26000180
300	Slider Block			31 6040
310	Cover			31000009
320	Countersunk Screw	M10x60		22 7991 10060 3
330	Hydraulic Cylinder			26000242

3.1.1.1 2/2 Directional Control Valve (26000180)



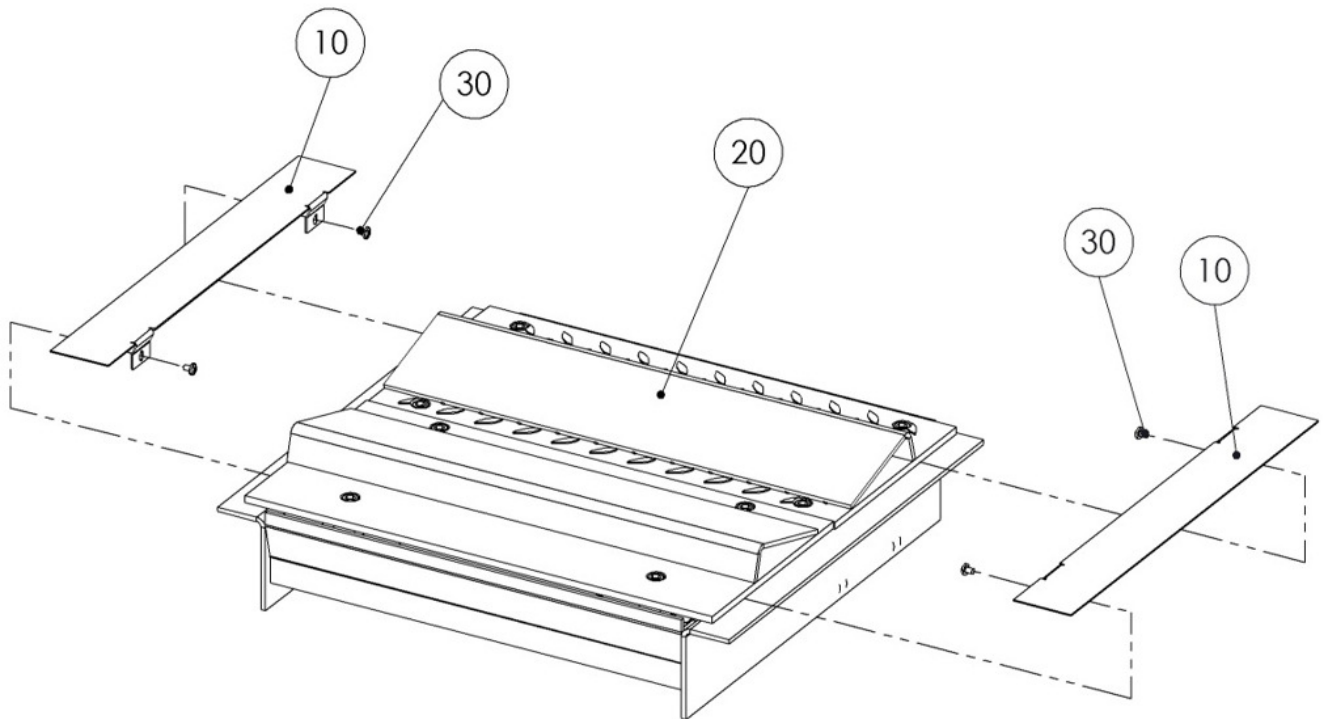
Item No.	Spare Part	Description	Article Number
10	Solenoid Coil	24VDC	26000106
20	Manual Lowering Screw		26000111
30	2/2 Directional Control Valve		26000123

3.1.2 Electrical Equipment (Wheel-Free Jack)

Item No.	Thumbnail	Spare Part	Description	Article Number
10		Clear & Cap Connector	White	53 0636
20		Solenoid Valve Connector	with Cable Type A	53 2165
30		Terminal Strip	3-pin	53 3373
40		Coding Profile	CP-MSTB	53 3510
50		Branch Box	w. Screw Connection	61 CM FFDO V1

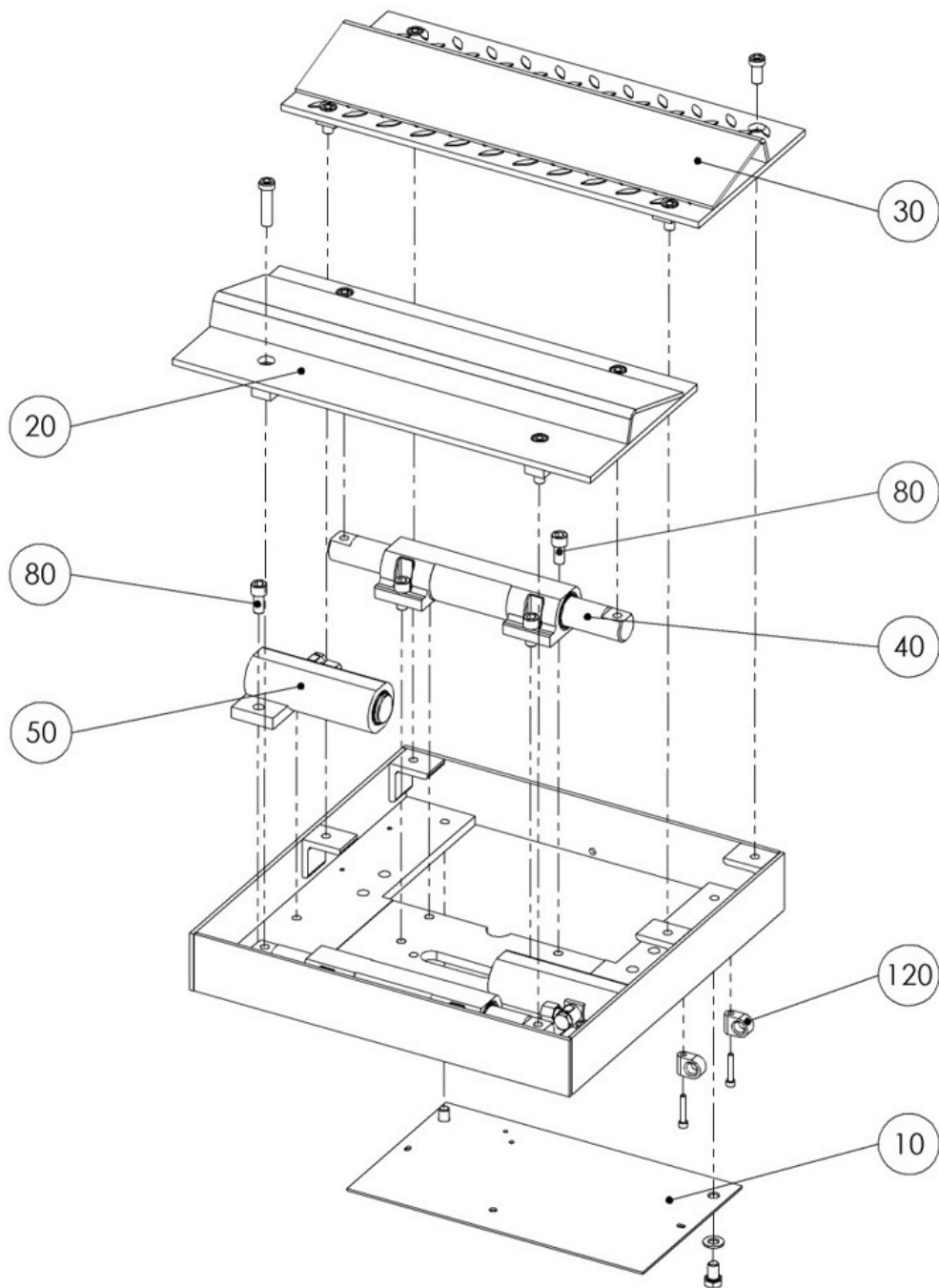
3.2 PMS

3.2.1 PMS 3/X Divided, w/o Compensating Plates (030080 00953 0)



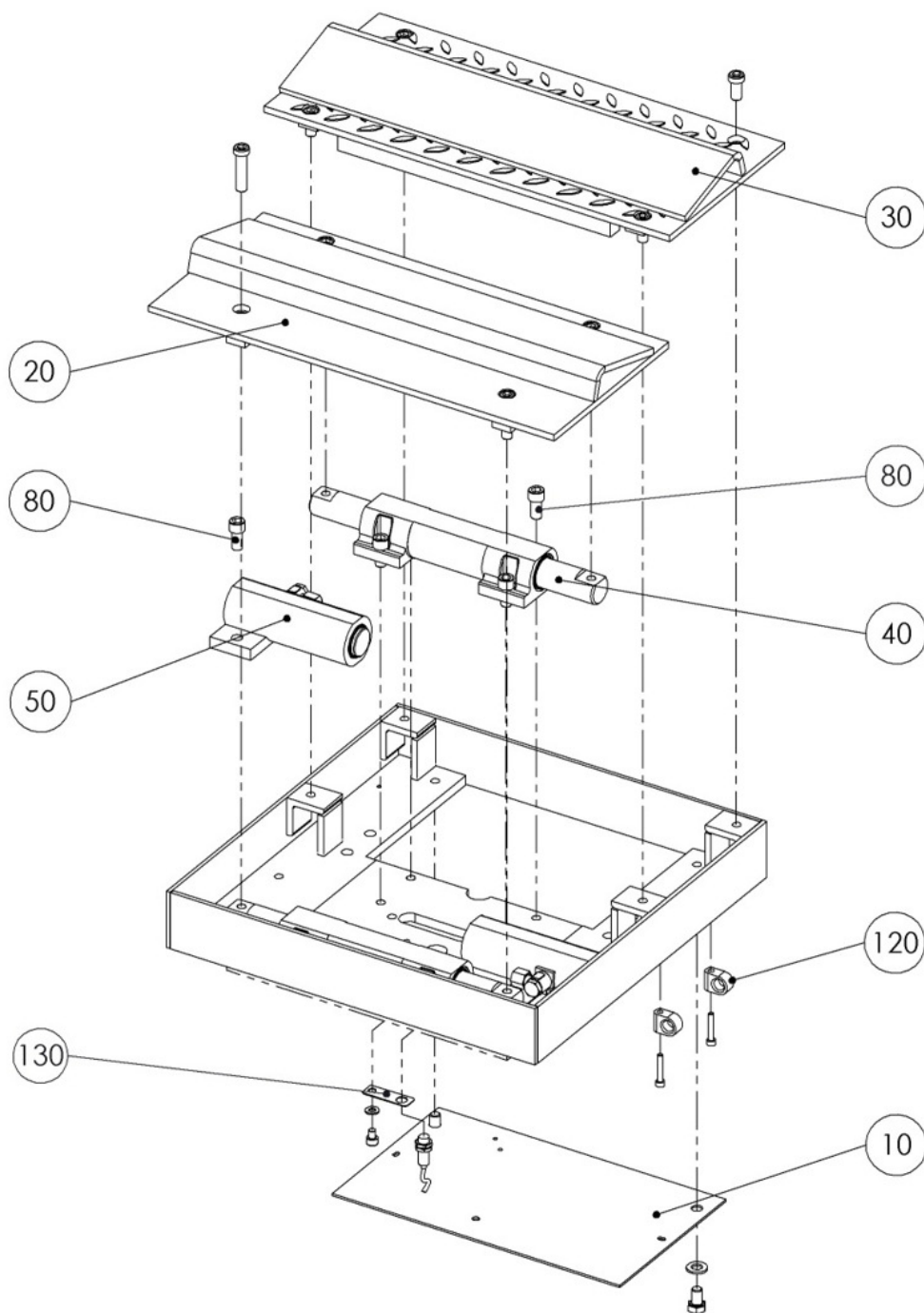
Item No.	Spare Part	Description	Tooltip	Article Number
10	Cover Plate			020080 00764 0
20	PMS 3/X	Divided	Section 3.2.2	030080 00935 0
30	Binding Head Screw	M6x8		23 3076

3.2.2 PMS 3/X Divided, w. Compensating Plates (030080 00935 0)



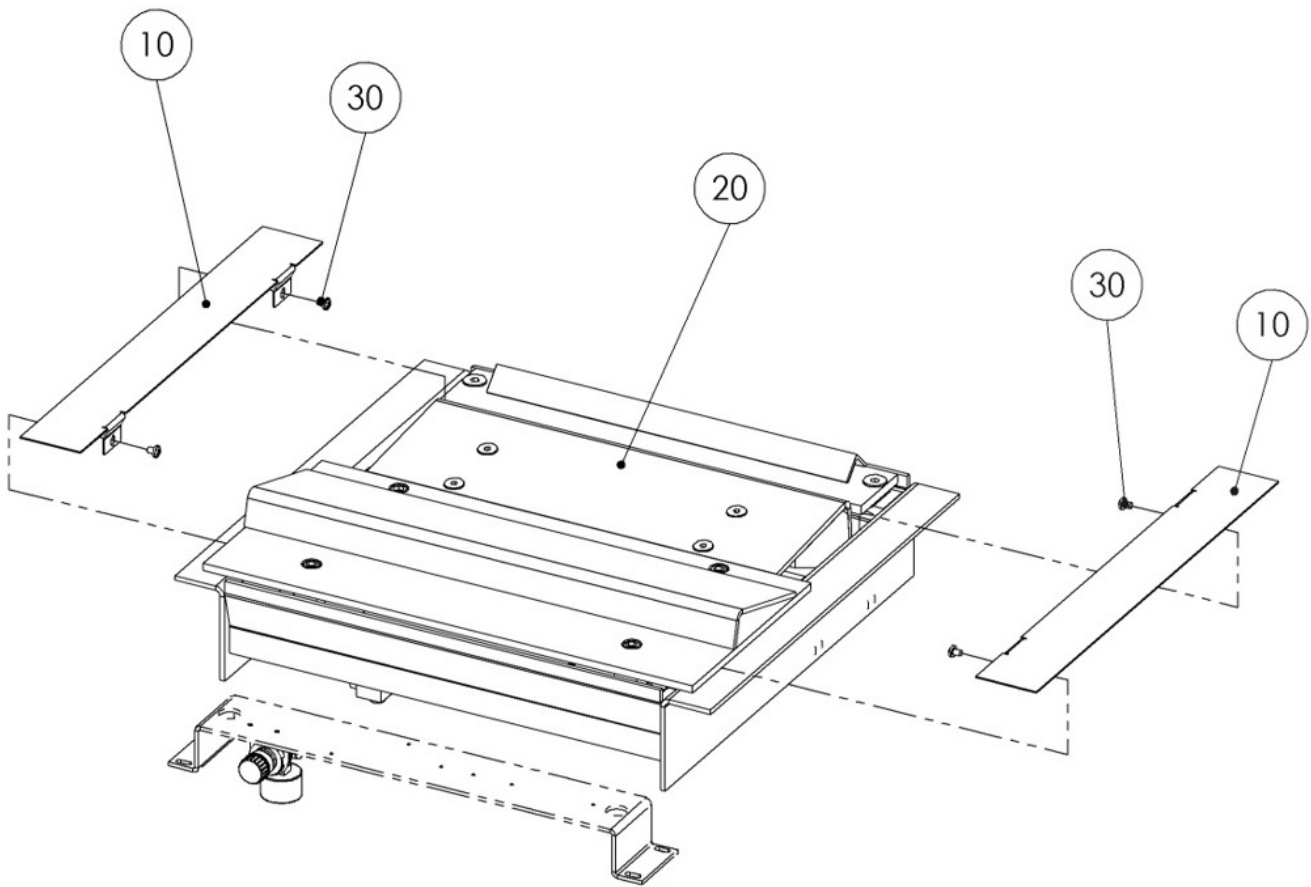
Item No.	Spare Part	Description	Article Number
10	Cover	Bottom	02 01 9200
20	Cover		03 01 2060
30	Cover		03 01 2070
40	Guide		03 01 4020
50	Cylinder		03 01 4056
80	Allen Screw	M12x25	
120	Stuff Clamp		27 3649

3.2.3 PMS 3/X Divided, 10t (030080 00942 0)



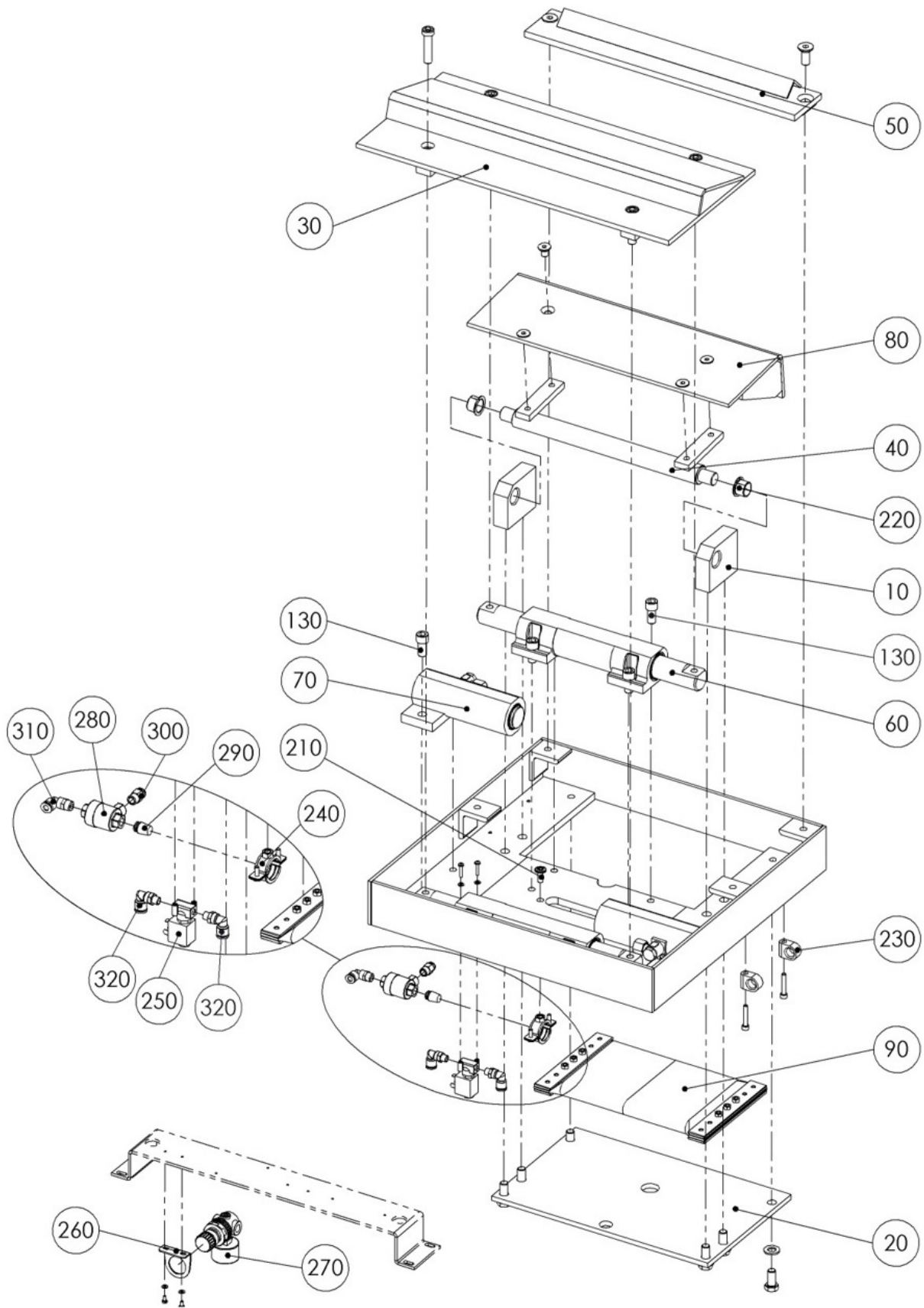
Item No.	Spare Part	Description	Article Number
10	Cover	Bottom	02 01 9200
20	Cover		03 01 2065
30	Cover		03 01 2075
40	Guide		03 01 4020
50	Cylinder		03 01 4056
80	Allen Screw	M12x25	22 0912 12025 14
120	Stauff Clamp		27 3649
130	Holder		020080 00024 0

3.2.4 PMS 3/XL Divided, w/o Compensating Plates (030080 00950 0)



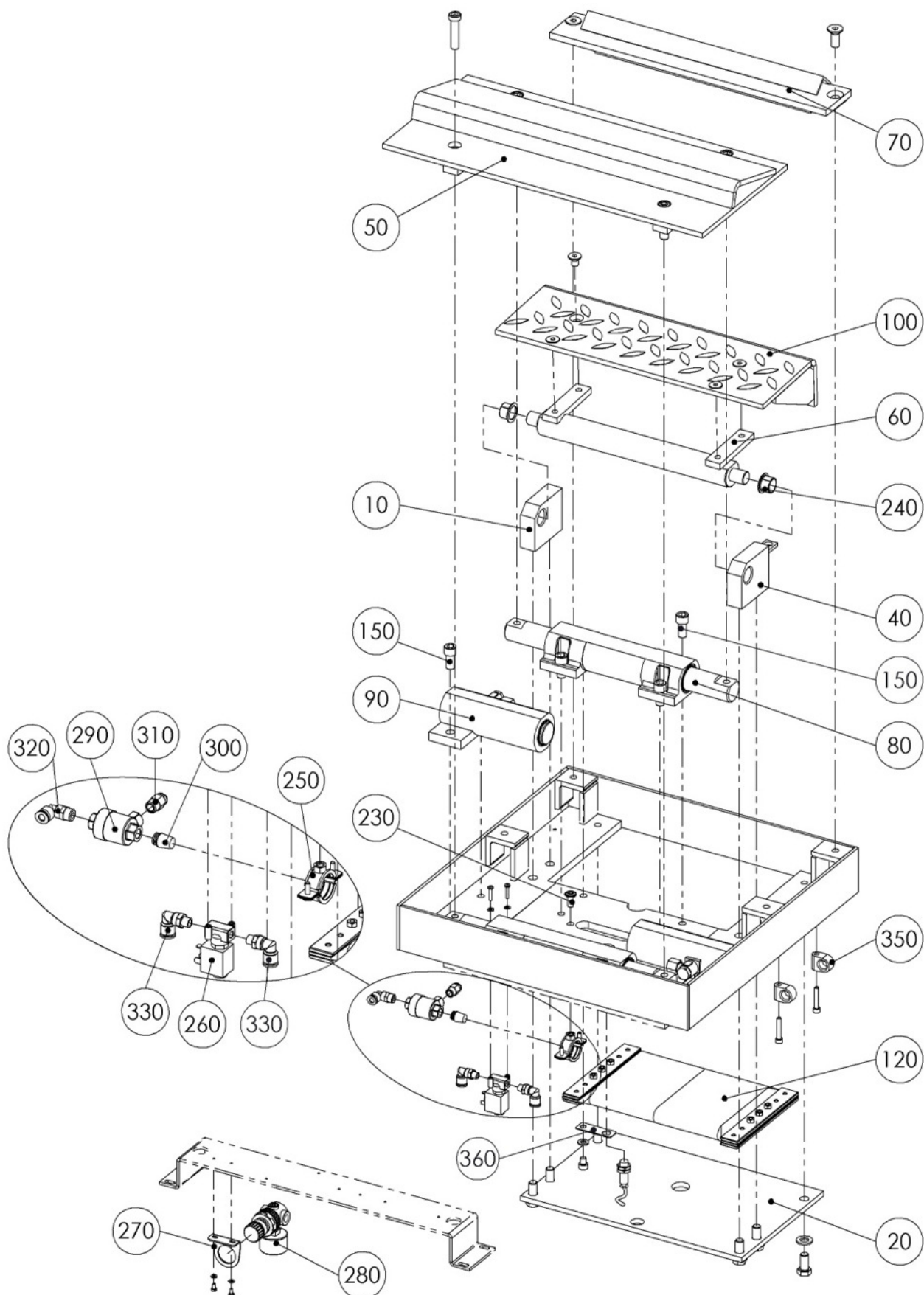
Item No.	Spare Part	Description	Tooltip	Article Number
10	Cover Plate			020080 00764 0
20	PMS 3/XL		Section 3.2.5	030080 00946 0
30	Binding Head Screw	M6x8		23 3076

3.2.5 PMS 3/XL Divided, w. Compensating Plates (030080 00946 0)



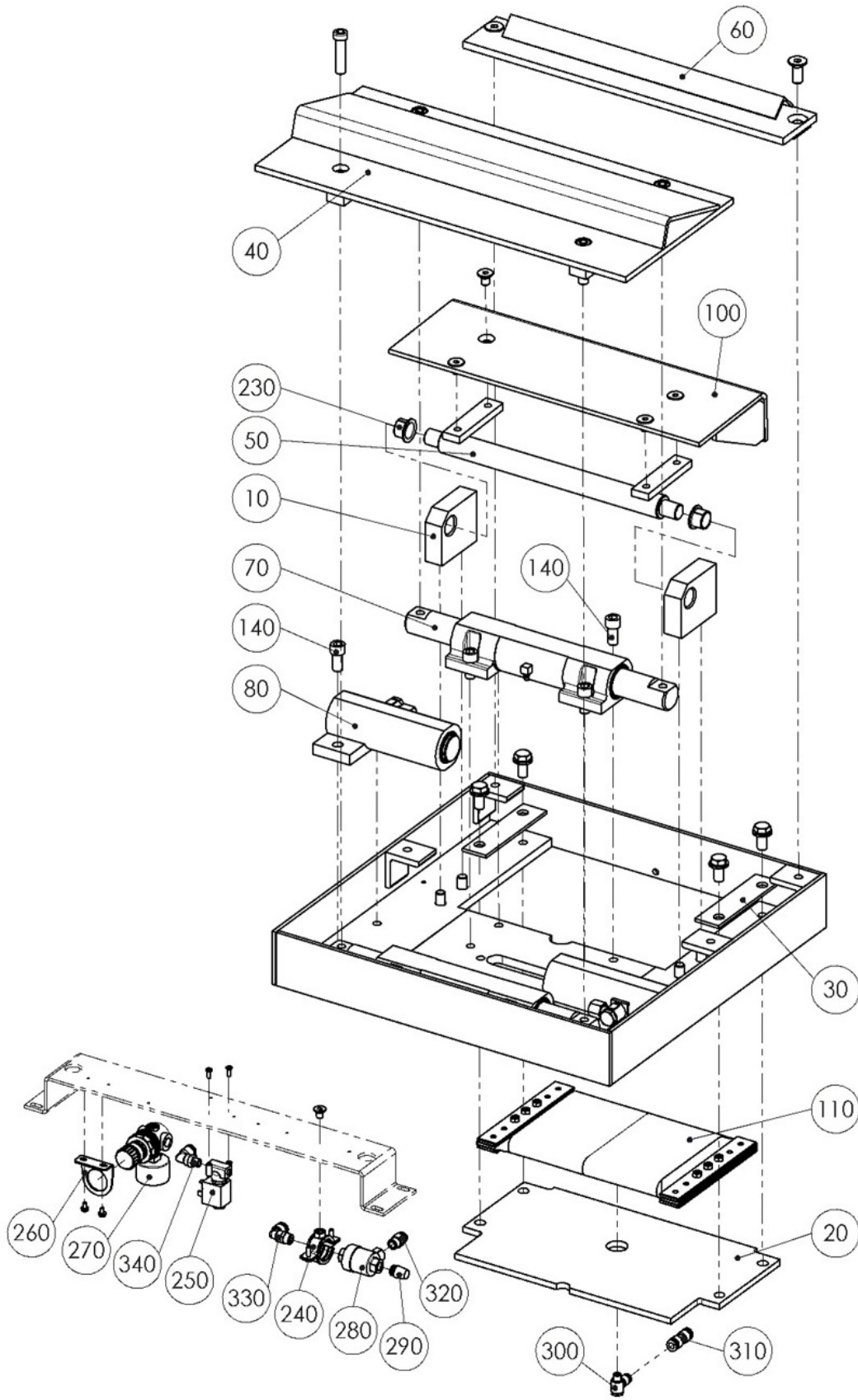
Item No.	Spare Part	Description	Article Number
10	Bearing Bracket		02 01 0500
20	Airbag Plate		02 01 9190
30	Cover		03 01 2060
40	Hinge		03 01 2807
50	Stop		03 01 2820
60	Guide		03 01 4020
70	Cylinder		03 01 4056
80	Hinged Cover	f. Airbag	03 01 9200
90	Pneu. Clamping Cushion		17 0035
130	Allen Screw	M12x25	22 0912 12025 14
210	Binding Head Screw	M8x20	23 3120
220	Friction Bearing		24 1723 1
230	Stauff Clamp		27 3649
240	Pipe Clamp		27 3694
250	Solenoid Valve		28 4150
260	Wall Holder	f. Gas Regulator	28 5505 1
270	Pressure Reduction Ring		28 5505
280	Rapid Bleeder Valve		28 5800
290	Silencer		28 8165 0400
300	Straight Fitting	KQH	28 9105
310	Screwed Angle	KQL	28 9120
320	Screwed Angle	KQL	28 9126

3.2.6 PMS 3/XL, 10t, Hinged Cover (030080 00948 0)



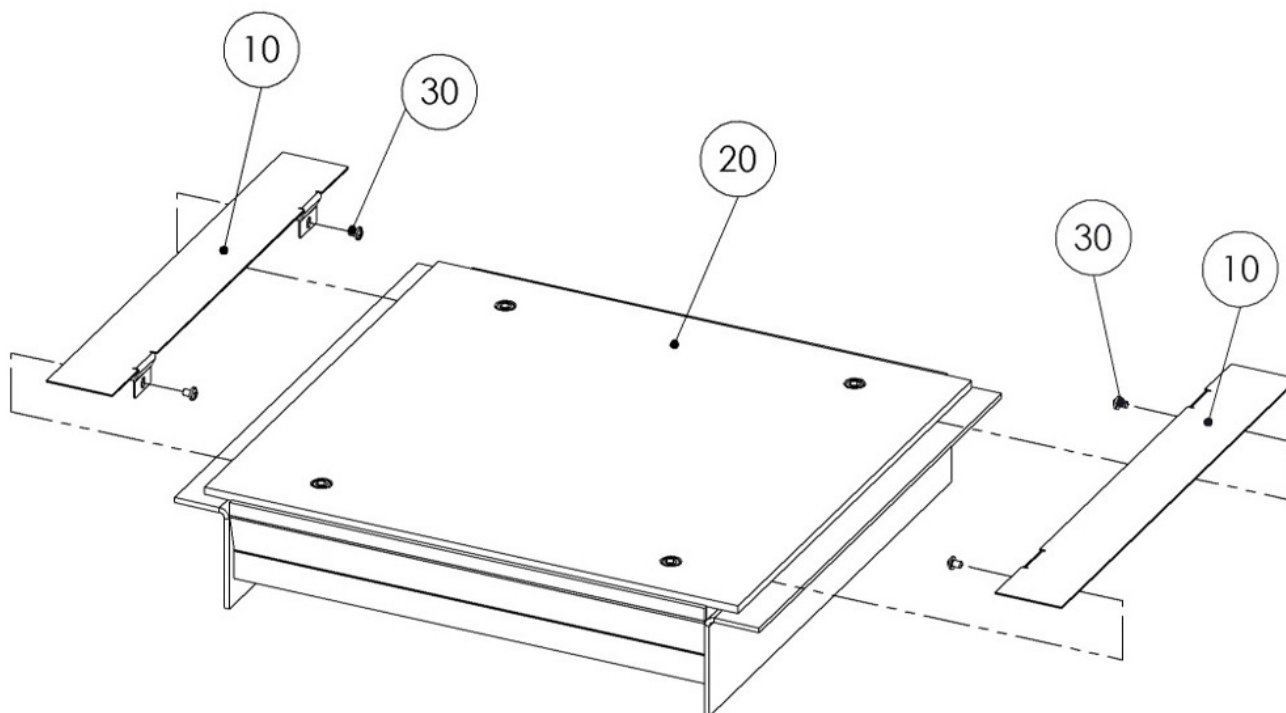
Item No.	Spare Part	Description	Article Number
10	Bearing Bracket		02 01 0500
20	Airbag Plate		02 01 9190
40	Bearing Bracket	w. Proximity Switch	03 01 0012
50	Cover		03 01 2065
60	Hinge		03 01 2806
70	Stop		03 01 2830
80	Guide		03 01 4020
90	Cylinder		03 01 4056
100	Hinged Cover		03 01 9210
120	Pneu. Clamping Cushion		17 0035
150	Allen Screw	M12x25	22 0912 12025 14
230	Binding Head Screw	M8x20	23 3120
240	Friction Bearing		24 1723 1
250	Pipe Clamp		27 3694
260	Solenoid Valve		28 4150
270	Wall Holder	f. Gas Regulator	28 5505 1
280	Pressure Reduction Ring		28 5505
290	Rapid Bleeder Valve		28 5800
300	Silencer		28 8165 0400
310	Straight Fitting	KQH	28 9105
320	Screwed Angle	KQL	28 9120
330	Screwed Angle	KQL	28 9126
340	Allen Screw	M6x35	22 0912 06035 1
350	Stauff Clamp		27 3649
360	Holder		020080 00024 0

3.2.7 PMS 3/R Divided (030080 00757 0)



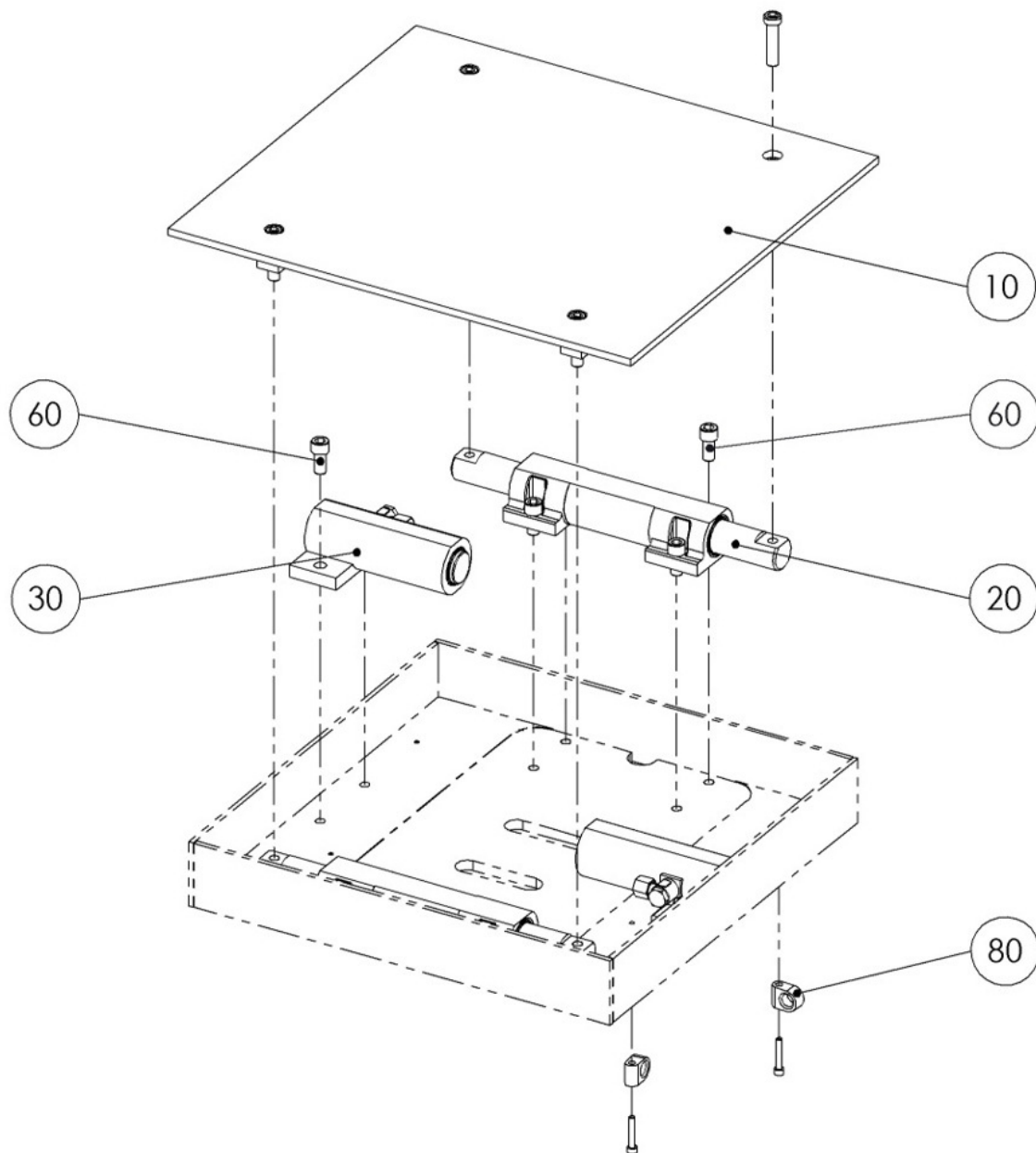
Item No.	Spare Part	Description	Article Number
10	Bearing Bracket		02 01 0500
20	Airbag Plate		020080 01058 0
30	Stop		020080 01065 0
40	Cover		03 01 2060
50	Hinge		03 01 2807
60	Stop		03 01 2820
70	Guide		03 01 4020
80	Cylinder		03 01 4056
100	Hinged Cover		030080 00758 0
110	Airbag		030080 01439 0
140	Allen Screw	M12x25	22 0912 12025 14
230	Friction Bearing		24 1723 1
240	Pipe Clamp		27 3694
250	Solenoid Valve		28 4150
260	Wall Holder	f. Gas Regulator	28 5505 1
270	Pressure Reduction Ring		28 5505
280	Rapid Bleeder Valve		28 5800
290	Silencer		28 8165 0400
300	Screw Fitting	KQV	28 9015
310	Straight Fitting		28 9100
320	Straight Fitting	KQH	28 9105
330	Screwed Angle	KQL	28 9120
340	Screwed Angle	KQL	28 9126

3.2.8 PMS 3/X - 3/XL w/o Compensating Plates (030080 00951 0)



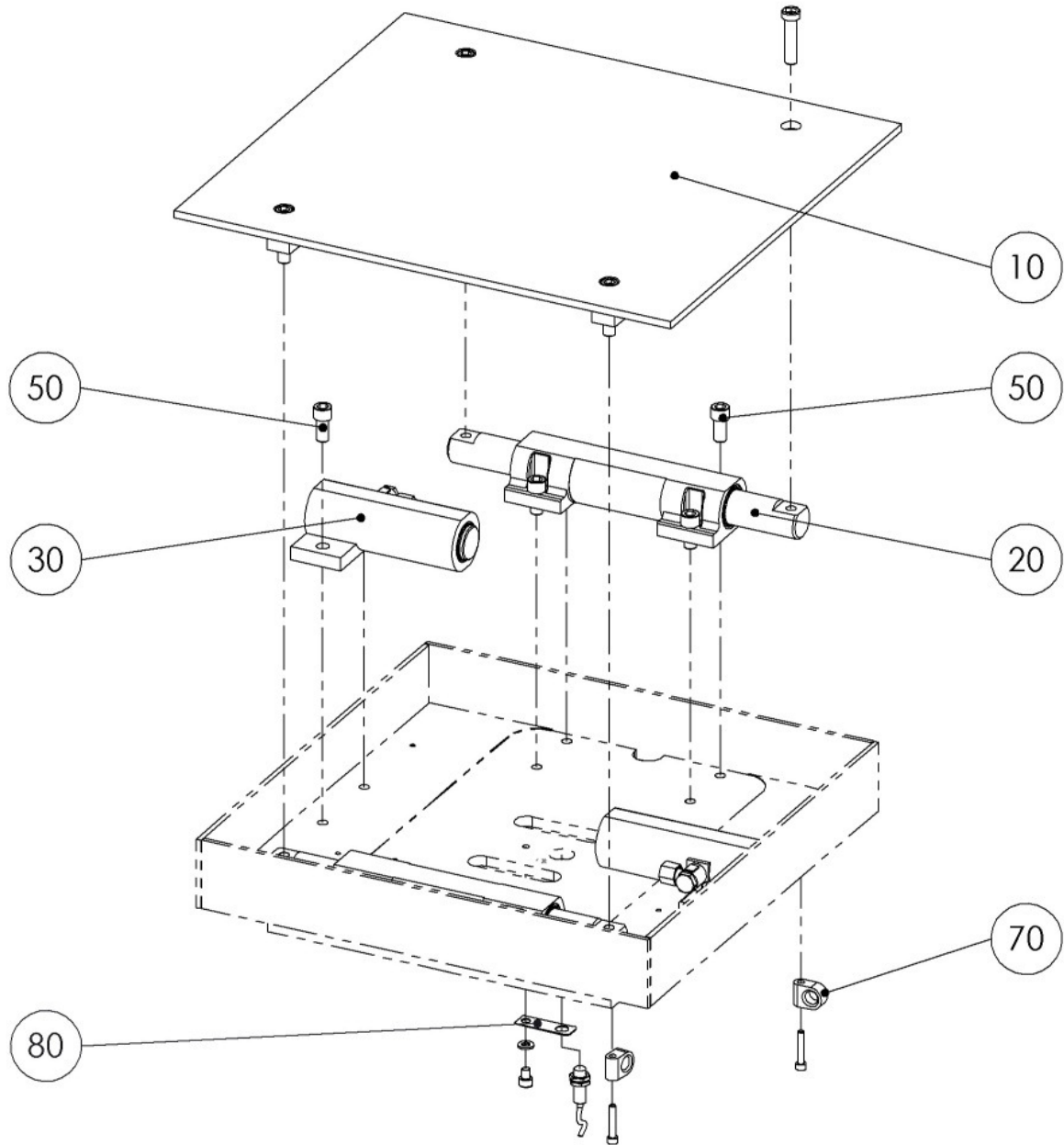
Item No.	Spare Part	Description	Tooltip	Article Number
10	Cover Plate			020080 00764 0
20	PMS 3/X		Section 3.2.7	030080 00936 0
30	Binding Head Screw	M6x8		23 3076

3.2.9 PMS 3/X - 3/XL - 3/R w. Compensating Plates (030080 00936 0)











Item No.	Spare Part	Description	Article Number
10	Cover		03 01 2040
20	Guide		03 01 4020
30	Cylinder		03 01 4056
60	Allen Screw	M12x25	22 0912 12025 14
80	Stauff Clamp		27 3649




3.2.10 PMS 3/X, 10t (030080 00943 0)



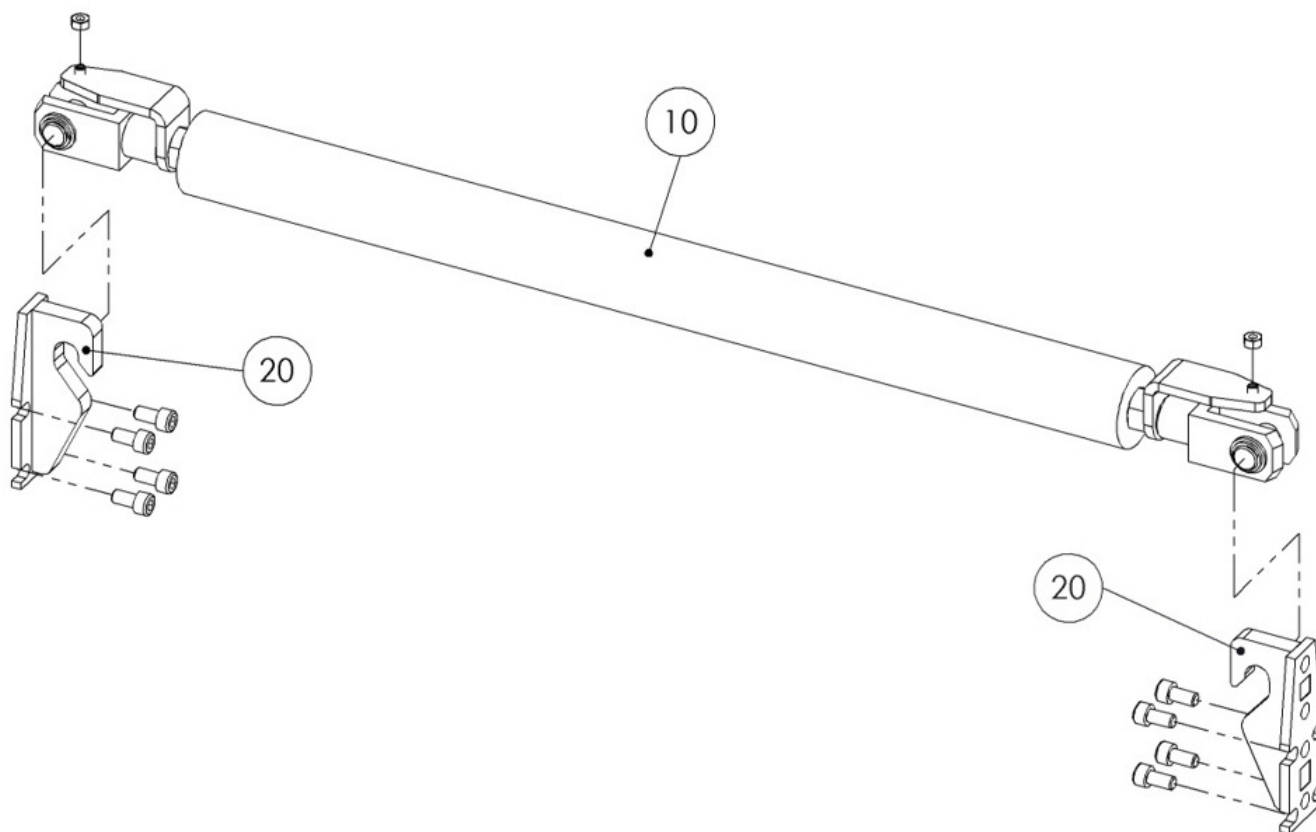
Item No.	Spare Part	Description	Article Number
10	Cover		03 01 2045
20	Guide		03 01 4020
30	Cylinder		03 01 4056
50	Allen Screw	M12x25	22 0912 12025 14
70	Stauff Clamp		27 3649
80	Holder		020080 00024 0

3.2.11 Small Parts (PMS)

Item No.	Thumbnail	Spare Part	Description	Article Number
10		Control Valve	4/2 Directional	26 P 130008916
20		Cable Holder		02 02 9160
30		Wall Holder	Hand Lamp	02 01 8055
40		Radio Torch	MAH FKB HL	52 2333
50		Proximity Switch	M12/4mm	51 3004
60		Antenna		52 0521
70		Printed Circuit Board	MAH CAN RPF	52 0546
80		Storage Battery	14.4V	52 2241
90		Solenoid Valve Connector	with Seal, w/o Cable	53 0350

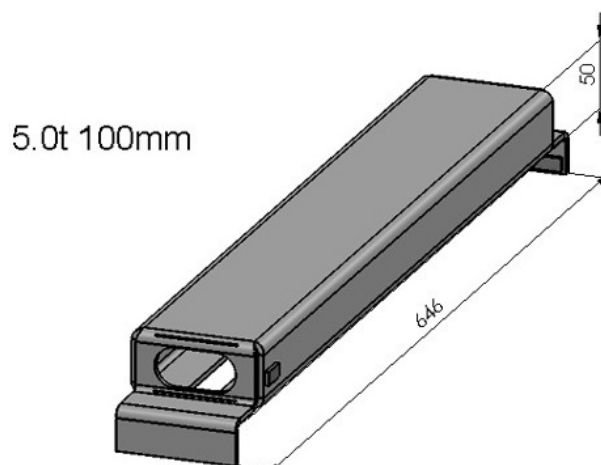
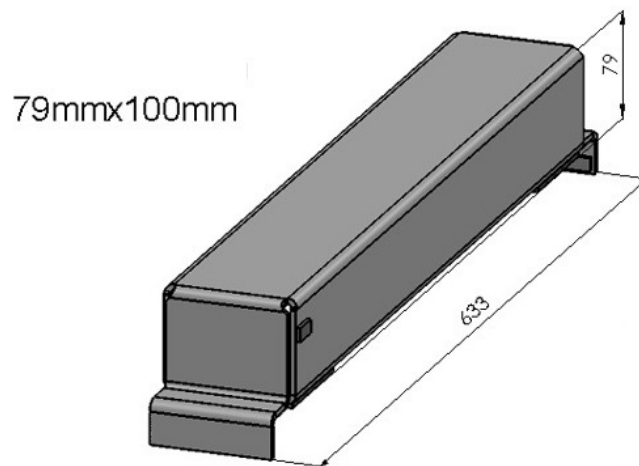
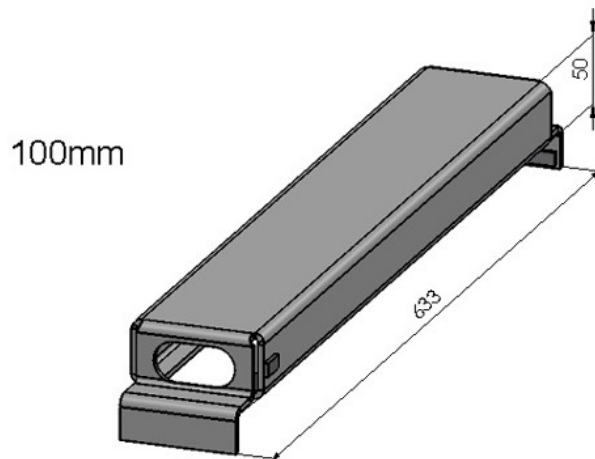
Item No.	Thumbnail	Spare Part	Description	Article Number
100		Adapter Piece	SMA/BNC 90	53 0375
110		HF Coupler		53 0426
120		Solenoid Valve Connector	with Cable Type A	53 2165
130		Terminal Strip	2-pin	53 3372
140		Terminal Strip	12-pin	53 3380
150		Printed Circuit Board	MAH CAN AM8	58 2781
160		Branch Box	w. Screw Connection	61 CM FFDO V1
170		HF Connecting Cable	700mm	61 DUO9 HFKA

3.3 Cross Member



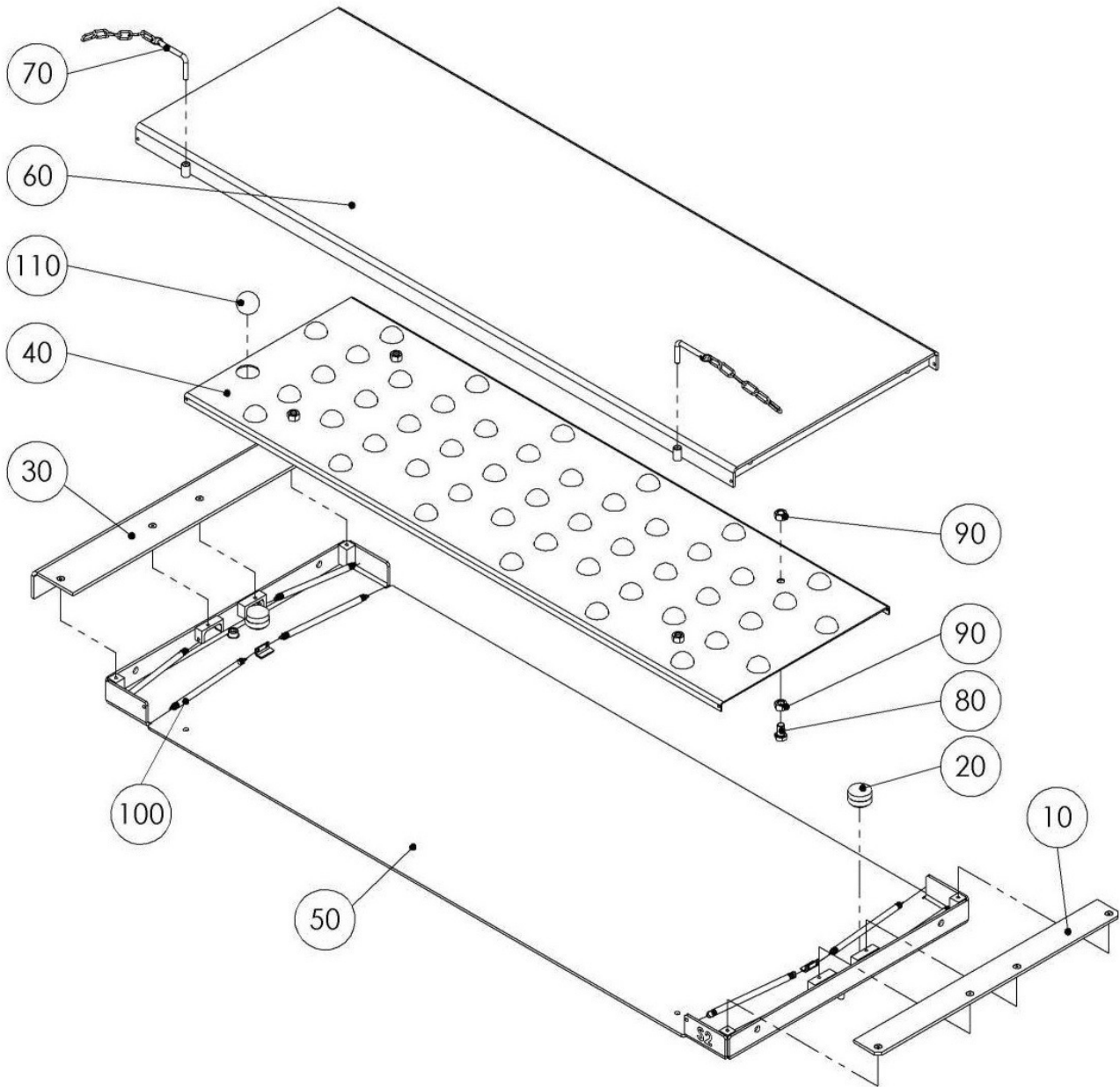
Item No.	Spare Part	Description	Article Number
	Cross Member Assy	850mm w/o Compensating Plates	03 08 22451
	Cross Member Assy	850mm w. Compensating Plates	03 08 22461
	Cross Member Assy	10t	030080 01158 0
	Cross Member Assy	950mm w/o Compensating Plates	03 08 22471
	Cross Member Assy	950mm w. Compensating Plates	03 08 22481
10	Cross Member	850mm	03 08 22251
	Cross Member	950mm	03 08 22261
20	Guide	w/o Compensating Plates	03 08 22221
	Guide	w. Compensating Plates	03 08 22231
	Guide	10t	030080 00089 0

3.4 Compensating Plates



Item No.	Spare Part	Description	Article Number
10	Compensating Plate	65mm	03 08 25801
20	Compensating Plate	100mm	03 08 25811
30	Compensating Plate	140mm	03 08 25821
40	Compensating Plate	150mm	03 08 25411
50	Compensating Plate	200mm	03 08 25831
60	Compensating Plate	250mm	03 08 25841
70	Compensating Plate	280mm	03 08 25851
80	Compensating Plate	300mm	03 08 25861
90	Compensating Plate	350mm	03 08 25866
100	Compensating Plate	400mm	03 08 25871
110	Compensating Plate	450mm	03 08 25881
120	Compensating Plate	500mm	03 08 25891
130	Compensating Plate	1100mm	03 08 25896
140	Compensating Plate	1150mm	03 08 25901
150	Compensating Plate	1165mm	03 08 25521
160	Compensating Plate	1350mm	03 08 25536
170	Compensating Plate	1445mm	03 08 25916
180	Compensating Plate	1460mm	03 08 25921
190	Compensating Plate	1575mm	03 08 25551
200	Compensating Plate	79mm x 100mm	030080 00037 0
210	Compensating Plate	79mm x 200mm	030080 00038 0
220	Compensating Plate	79mm x 300mm	030080 00039 0
230	Compensating Plate	79mm x 350mm	030080 00906 0
240	Compensating Plate	79mm x 365mm	030080 00040 0
250	Compensating Plate	79mm x 400mm	030080 00041 0
260	Compensating Plate	79mm x 510mm	030080 00042 0
270	Compensating Plate	5.0t 100mm	030080 01028 0
280	Compensating Plate	5.0t 200mm	030080 01031 0
290	Compensating Plate	5.0t 250mm	030080 01032 0
300	Compensating Plate	5.0t 280mm	030080 01033 0
310	Compensating Plate	5.0t 300mm	030080 01034 0
320	Compensating Plate	5.0t 350mm	030080 01035 0
330	Compensating Plate	5.0t 400mm	030080 01036 0
340	Compensating Plate	5.0t 450mm	030080 01386 0
350	Compensating Plate	5.0t 500mm	030080 01387 0
360	Compensating Plate	5.0t 1100mm	030080 01401 0





3.5 Movable Plates











Item No.	Spare Part	Description	Article Number
	Movable Plate Assy	VZ 975026 (Standard)	03 08 81300
	Movable Plate Assy	VZ 975027 (Porsche)	03 08 81400
10	Adapter Plate		02 08 81800
20	Roller		02 08 81027
30	Adapter Plate		02 08 81807
40	Ball Cage	VZ 975026	02 08 81100
	Ball Cage	VZ 975027	02 08 81105
50	Lower Part	VZ 975026	03 08 81003
	Lower Part	VZ 975027	03 08 81007
60	Upper Part	VZ 975026	03 08 81200
	Upper Part	VZ 975027	03 08 81205
70	Lock		03 08 81010
80	Hex Head Screw	M12x20	22 0933 12020 K
90	Hex Nut	M12	22 0934 12 K
100	Tension Spring		23 9110 010 110
110	Phenolic Resin Ball		31 7038
120	Cover	VZ 975026	030080 00839 0
	Cover	VZ 975027	030080 00840 0









3.6 Axle Jack

Item No.	Thumbnail	Spare Part	Description	Article Number
10		Hose Guide	Assy	03 08 20001
10.1		Holder		02 08 20048
10.2		Fine Rope + Aluminium Cable Clamp + Grommet	3.0m	5x 19 1079 + 2x 19 1079 3 + 2x 19 1083
10.3		Lifting-Eye Bolt	M6x40	23 1606 40 1
20		Stop	Assy	030080 00916 0
20.1		Holder, Right		020080 00388 0
20.2		Holder, Left		020080 00389 0
20.3		Rubber Buffer	ø30x17/M8x20	17 1050

Item No.	Thumbnail	Spare Part	Description	Article Number
20.4		Limit Switch	Safety	51 0336
30		Limit Switch		51 0317
40		Solenoid Valve Connector	with Seal, w/o Cable	53 0350
50		Branch Box	w. Screw Connection	61 CM FFDO V1

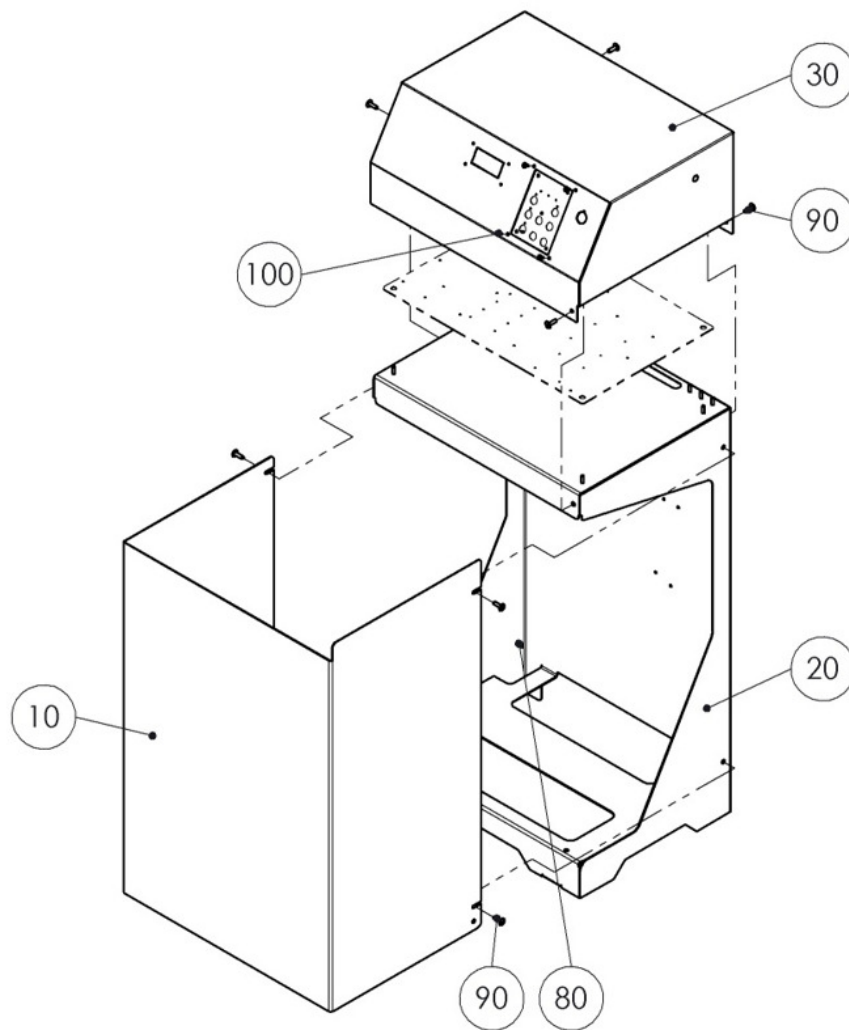
3.7 Runway Accessories

Item No.	Thumbnail	Spare Part	Description	Article Number
10		Roll-Off Protection	w/o Compensating Plates	02 08 21935
20		Roll-Off Protection	w. Compensating Plates	02 08 21940
30		Adapter Plate	f. Roll-Off Protection	03 08 20420
40		Ramp Holder		03 08 20020
50		Ramp Holder	f. Superstructure	03 08 20030
60		Ramp Holder	f. Movable Plates	03 08 20032
70		Approach Ramp, Long	1600mm (VZ 970019)	03 08 24009
80		Approach Ramp	1100mm	03 08 24048

Item No.	Thumbnail	Spare Part	Description	Article Number
90		Approach Ramp, Short	713mm	03 08 24050
100		Ramp for Sports Cars	1600mm	03 08 24072
110		Ramp	Rampe d'alu à gradins (VZ 970010)	030080 01103 0
110.1		Sleeve	Rampe d'alu à gradins (VZ 970010)	02 08 71155
120		Approach Flap	Standard	03 08 24227
130		Approach Flap	Foundation f. a max. depth of 30mm	030080 01233 0
140		Approach Flap	Foundation f. a max. depth of 50mm	030080 01269 0
150		Base	f. 79mm Compensating Plate (VZ 972165)	030080 00070 0

Item No.	Thumbnail	Spare Part	Description	Article Number
160		Base	f. Lift Height 225mm (VZ 972165)	03 08 87855
170		Autom. Roll-Off Protection	f. 79mm Compensating Plate (VZ 972165)	030080 00849 0
180		Autom. Roll-Off Protection	w/o Compensating Plates (VZ 972165)	030080 00970 0
190		Pressure Stop		030080 01168 0
200		Anchor Bolt	M10x90mm	23 5090
210		Spacer Sleeve		31 5156
220		Dowel Pin	M10x29	31 6203
230		Dowel Pin	M10x94	31 6204 1

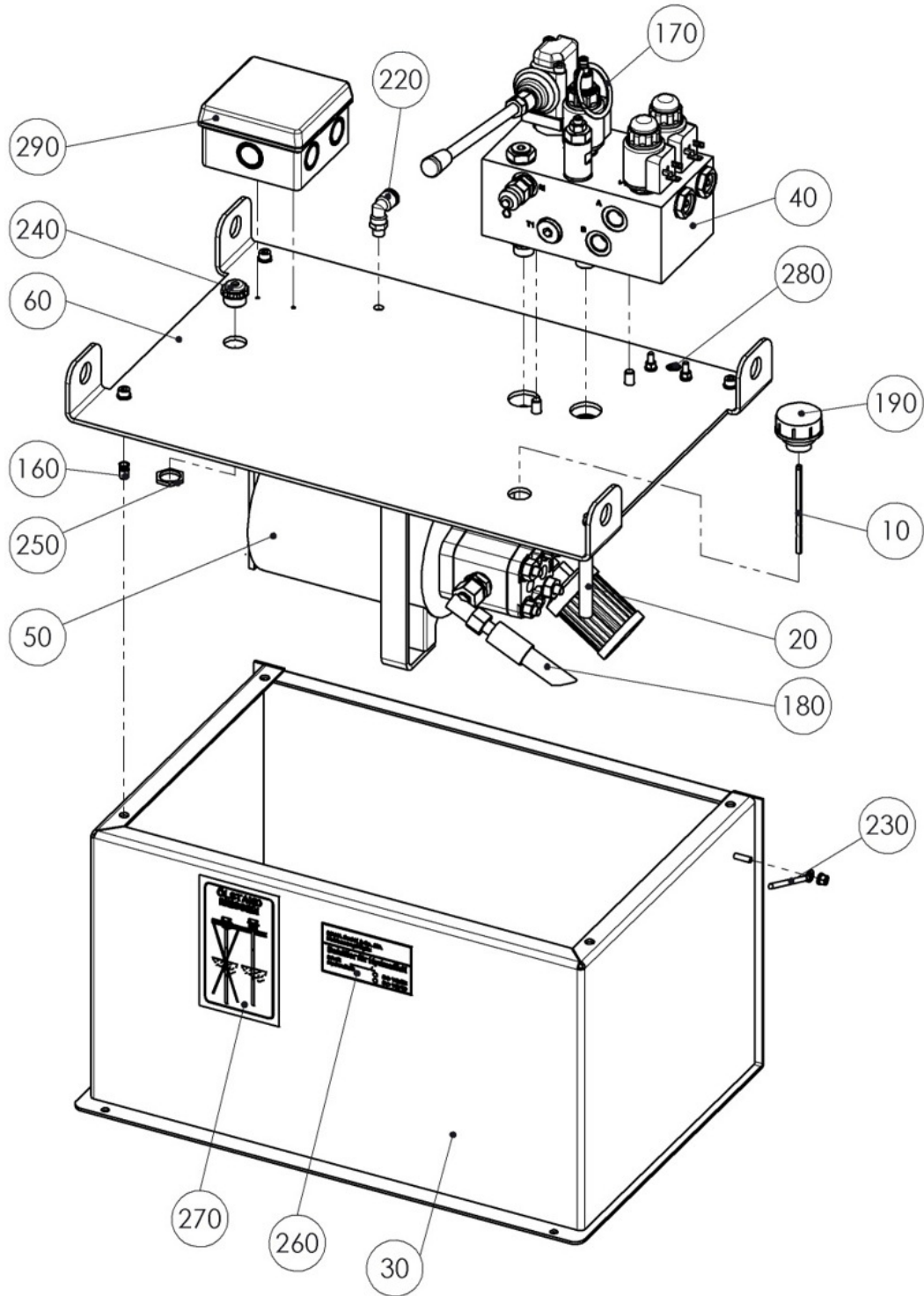
4 Control Desk (030080 01190 0)



Item No.	Spare Part	Description	Article Number
10	Covering		020080 01185 0
20	Base Frame		030080 00900 0
30	Control Box		030080 01191 0
80	Blind Rivet Nut	M6	23 2116
90	Binding Head Screw	M6x20	23 3082
100	Binding Head Screw	M4x10	23 3083

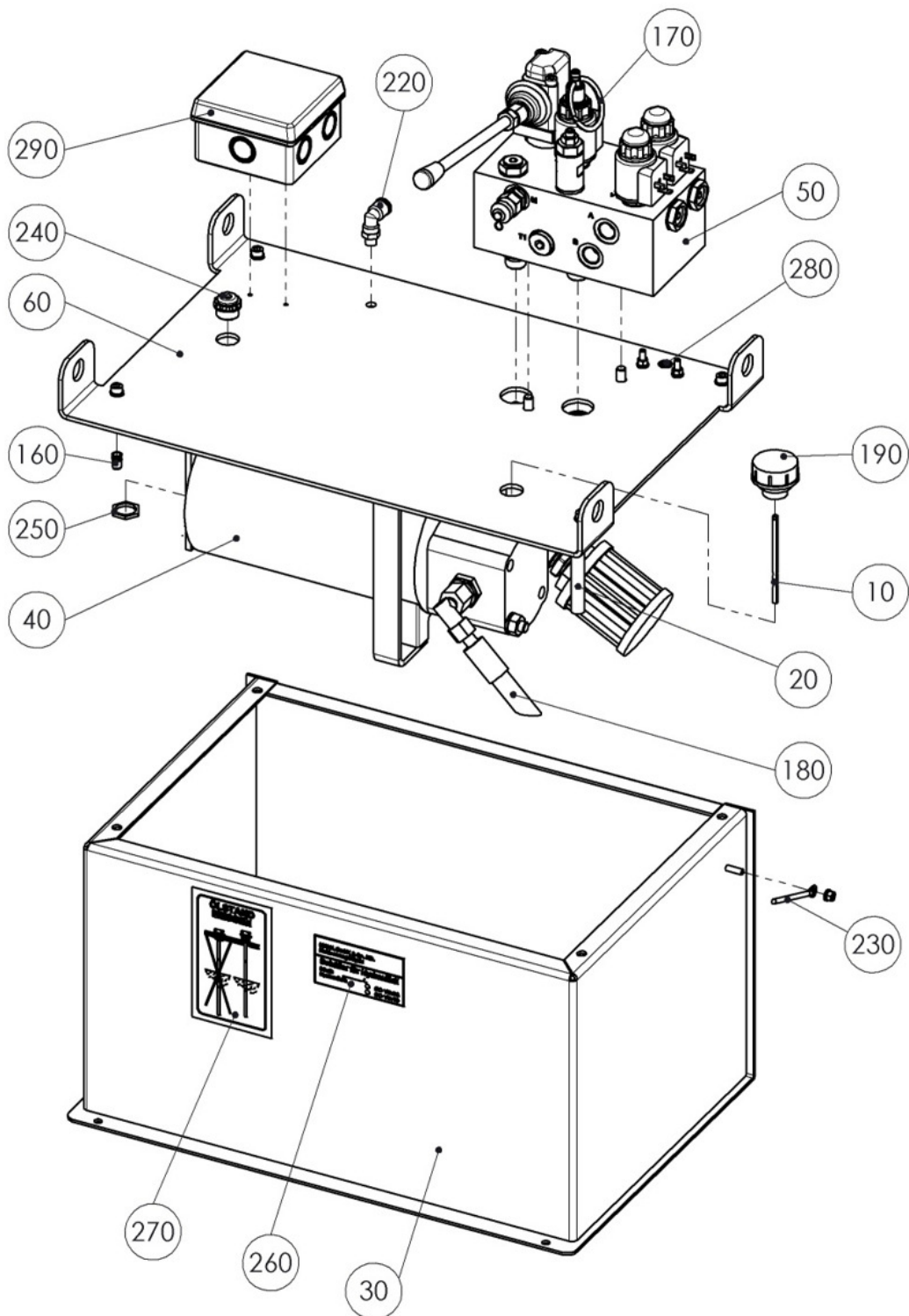
5 Submerged Power Units

5.1 Submerged Power Unit DUO CM 1 (030080 01431 0)



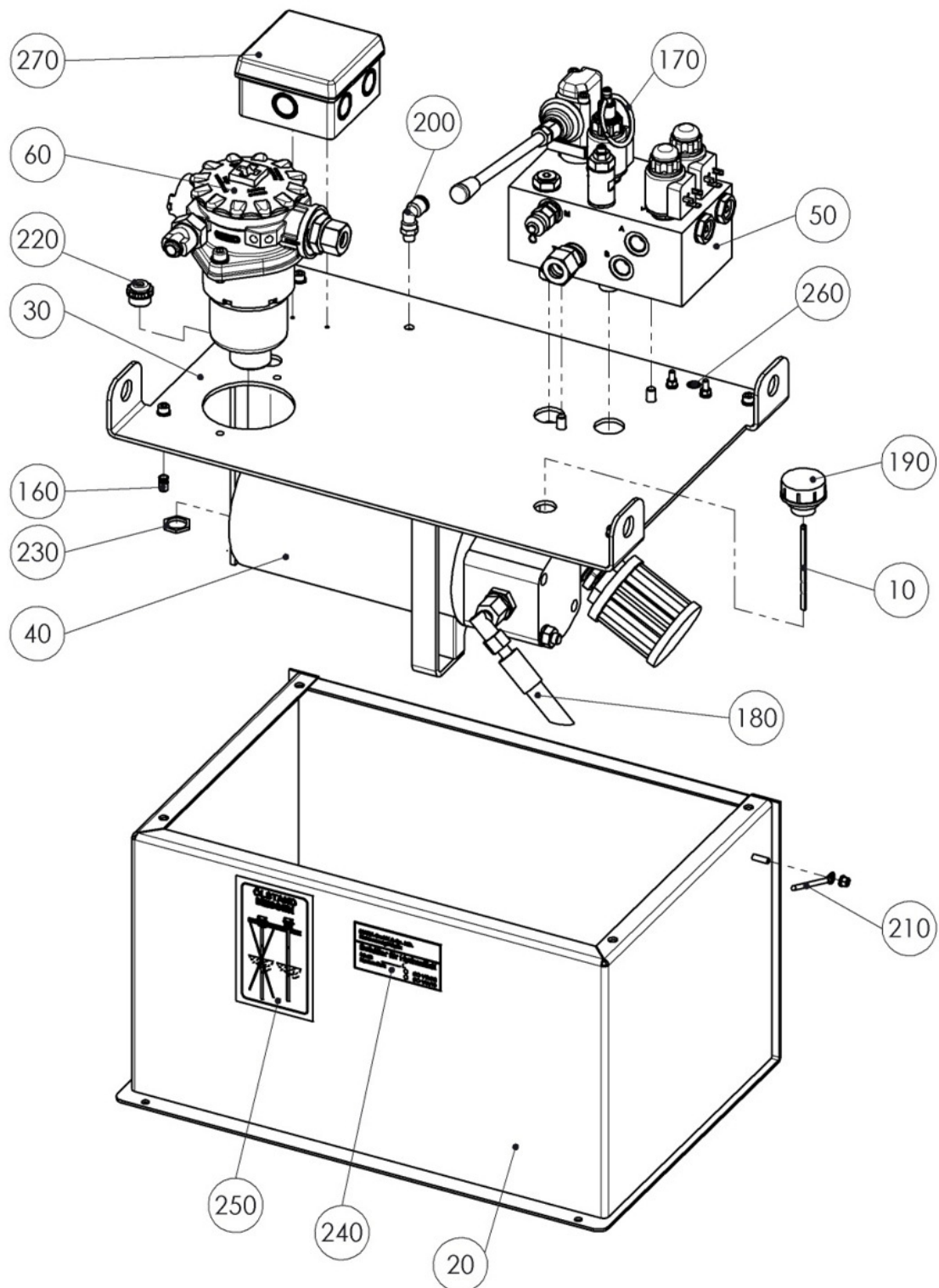
Item No.	Spare Part	Description	Tooltip	Article Number
10	Dipstick			02 05 15585
20	Return Pipe			02 08 53520
30	Oil Collector			030080 01235 0
40	Hydraulic Block	DUO CM1	Section 5.9	030080 01296 0
50	Motor with Pump	2.5kW, 4.3ccm	Section 5.11	030080 01430 0
60	Fitting Panel			030080 01432 0
160	Blind Rivet Nut	M6		23 2116
170	Key Ring			23000349
180	HP Hose	320mm lg.		27 1021 032
190	Bleeder Plug	M22x1.5		27 4796
220	Screwed Angle	KQL		28 9126
230	Protective Conductor	4.0mm 300mm lg. Ge/gn		51 4305
240	Seal Nipple	PG 13		53 2057
250	Hex Nut	PG 13		53 2061
260	Label	Hydraulic Fluid		54 1436
270	Label	Check Oil Level		54 1438
280	Label	Protective Conductor Label		54 2370
290	Branch Box			61 MSL MODO V1

5.2 Submerged Power Unit DUO CM 2 (030080 01340 0)



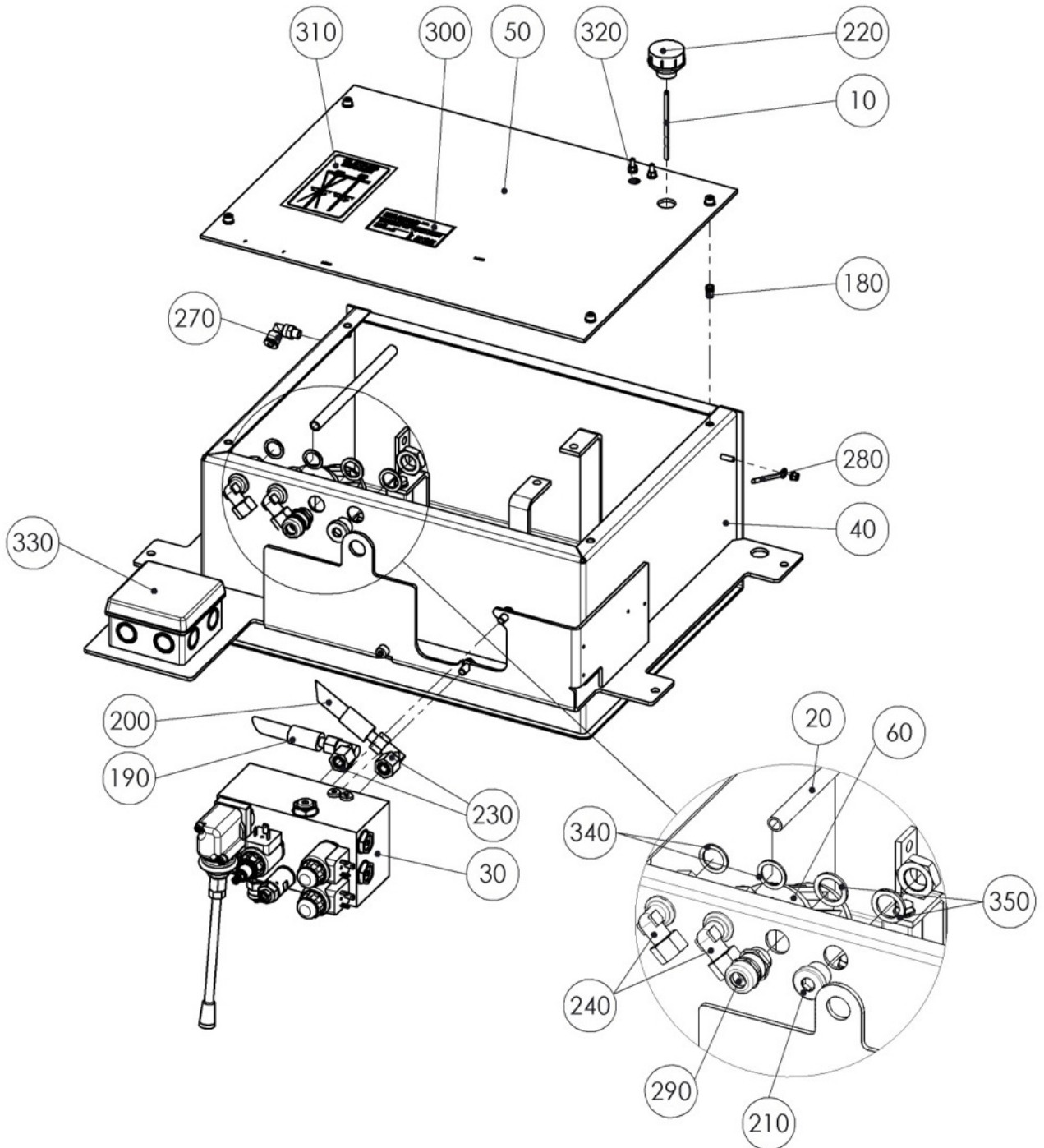
Item No.	Spare Part	Description	Tooltip	Article Number
10	Dipstick			02 05 15585
20	Return Pipe			02 08 53520
30	Oil Collector			030080 01235 0
40	Motor with Pump	5.5kW, 8ccm	Section 5.11	030080 01293 0
50	Hydraulic Block	DUO CM2	Section 5.9	030080 01297 0
60	Fitting Panel			030080 01341 0
160	Blind Rivet Nut	M6		23 2116
170	Key Ring			23000349
180	HP Hose	320mm lg.		27 1021 032
190	Bleeder Plug	M22x1.5		27 4796
220	Screwed Angle	KQL		28 9126
230	Protective Conductor	4.0mm 300mm lg. Ge/gn		51 4305
240	Seal Nipple	PG 13		53 2057
250	Hex Nut	PG 13		53 2061
260	Label	Hydraulic Fluid		54 1436
270	Label	Check Oil Level		54 1438
280	Label	Protective Conductor Label		54 2370
290	Branch Box			61 MSL MODO V1

5.3 Submerged Power Unit DUO CM 2 w. Filter (030080 01238 0)



Item No.	Spare Part	Description	Tooltip	Article Number
10	Dipstick			02 05 15585
20	Oil Collector			030080 01235 0
30	Fitting Panel			030080 01236 0
40	Motor with Pump	5.5kW, 8ccm	Section 5.11	030080 01293 0
50	Hydraulic Block	DUO CM2	Section 5.9	030080 01297 0
60	Return Filter			030080 01339 0
160	Blind Rivet Nut	M6		23 2116
170	Key Ring			23000349
180	HP Hose	320mm lg.		27 1021 032
190	Bleeder Plug	M22x1.5		27 4796
200	Screwed Angle	KQL		28 9126
210	Protective Conductor	4.0mm 300mm lg. Ge/gn		51 4305
220	Seal Nipple	PG 13		53 2057
230	Hex Nut	PG 13		53 2061
240	Label	Hydraulic Fluid		54 1436
250	Label	Check Oil Level		54 1438
260	Label	Protective Conductor Label		54 2370
270	Branch Box			61 MSL MODO V1

5.4 Submerged Power Unit DUO CM 2 (Center Console) (030080 01345 0)



Item No.	Spare Part	Description	Tooltip	Article Number
10	Dipstick			02 05 15585
20	Return Pipe			02 08 53520
30	Hydraulic Block	DUO CM3	Section 5.9	030080 01298 0
40	Oil Collector			030080 01310 0
50	Fitting Panel			030080 01311 0
60	Motor with Pump	5.5kW, 8ccm (Center Console)	Section 5.11	030080 01344 0
180	Blind Rivet Nut	M6		23 2116
190	HP Hose	320mm lg.		27 1021 032
200	HP Hose	500mm lg.		27 1021 050
210	Screw Plug	M20x1.5		27 4760
220	Bleeder Plug	M22x1.5		27 4796
230	Threaded Elbow Joint	EVW		27 6835
240	Threaded Elbow Joint	WSV		27 6994
270	Screwed Angle	KQL		28 9126
280	Protective Conductor	4.0mm 300mm lg. Ge/gn		51 4305
290	Screwed Cable Joint	M20 7-13.0		53 2813
300	Label	Hydraulic Fluid		54 1436
310	Label	Check Oil Level		54 1438
320	Label	Protective Conductor Label		54 2370
330	Branch Box			61 MSL MODO V1
340	Copper Sealing Ring	ø24x18x1.5		NDK.02401801
350	Copper Sealing Ring	ø28x20x2		NDK.02802002
360	Label	+C		54 5019

5.5 Submerged Power Unit DUO CM 3 (030080 01552 0)

in work

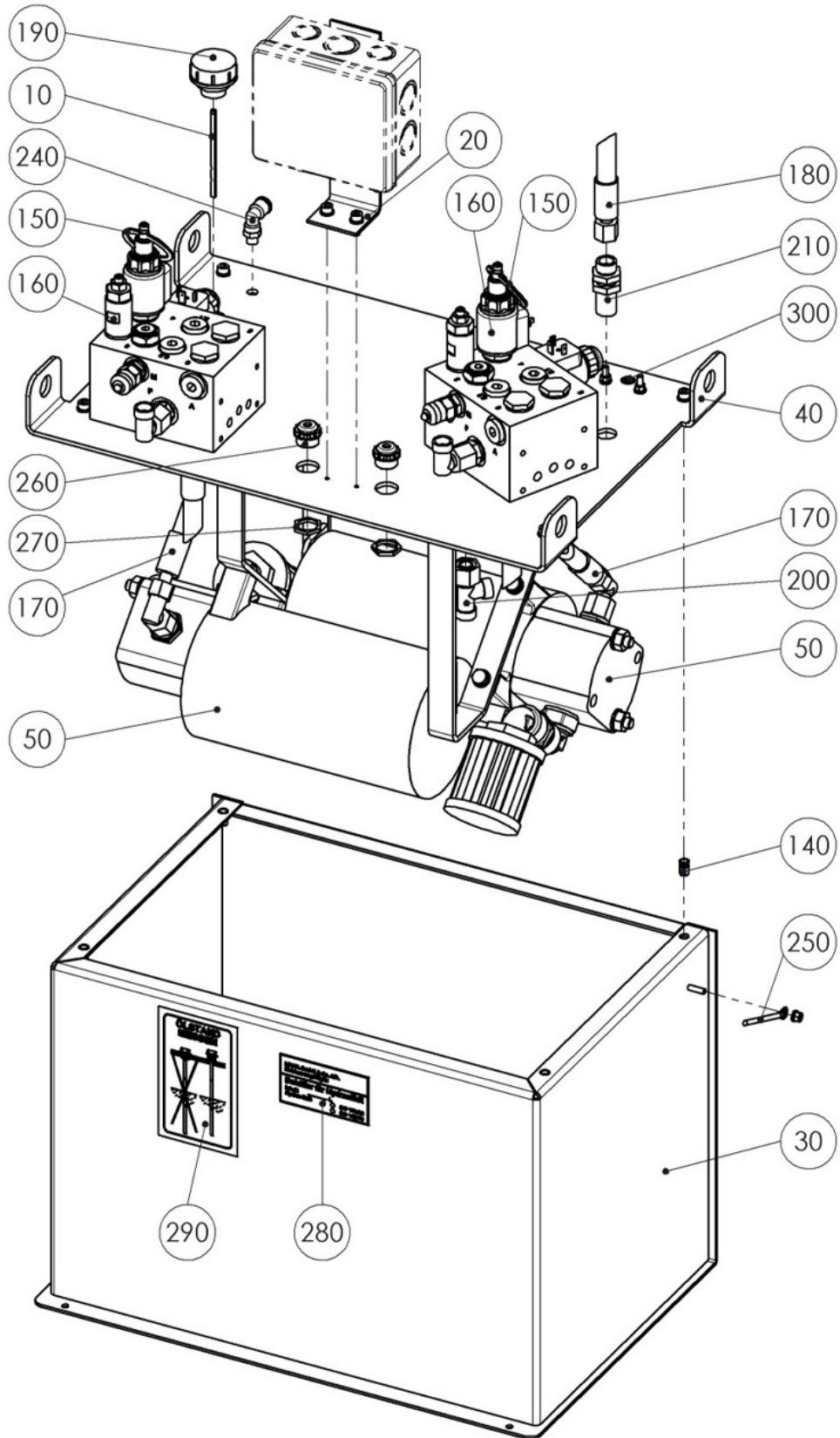


5.6 Submerged Power Unit DUO CM 3 (Center Console) (030080 01555 0)

in work

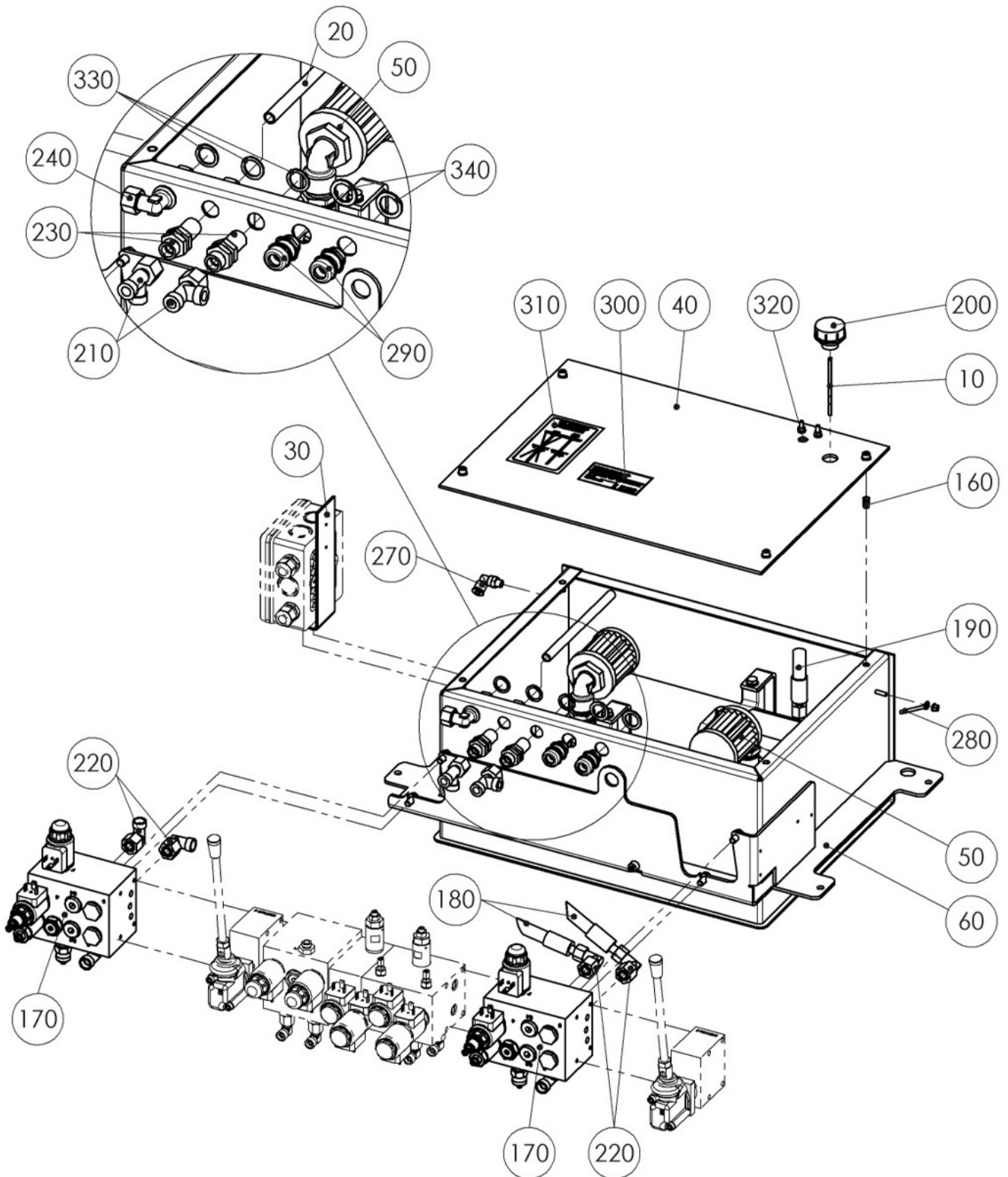


5.7 Submerged Power Unit DUO CM 3 (030080 01544 0)



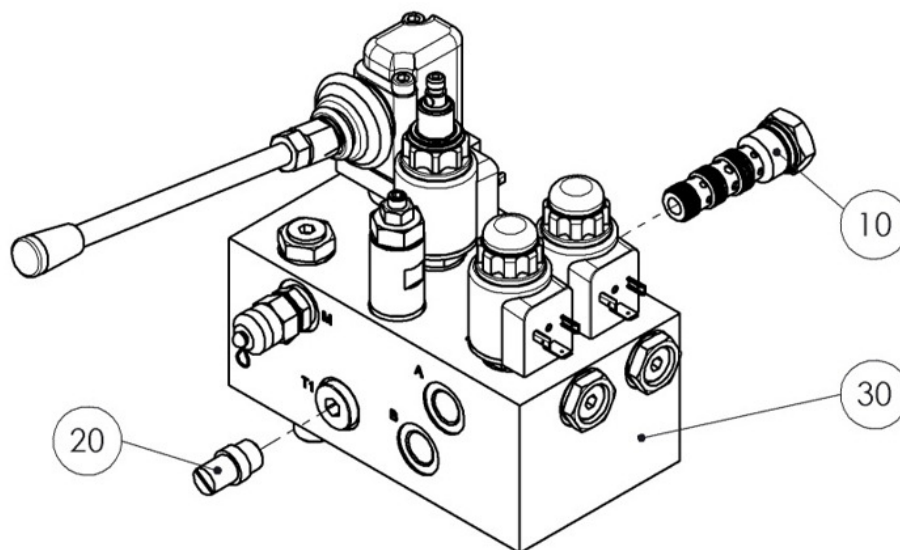
Item No.	Spare Part	Description	Tooltip	Article Number
10	Dipstick			02 05 15585
20	Holder	f. Branch Box		020080 00854 0
30	Oil Collector			030080 00925 0
40	Fitting Panel			030080 01545 0
50	Motor with Pump	5.5kW, 6ccm	Section 5.11	030080 01547 0
140	Blind Rivet Nut	M6		23 2116
150	Key Ring			23000349
160	Valve Block		Section 5.10	26000370
170	HP Hose	320mm lg.		27 1021 032
180	HP Hose	500mm lg.		27 1021 050
190	Bleeder Plug	M22x1.5		27 4796
200	Screw Connection	EVL		27 6830
210	Screw Connection	SV		27 6923
240	Screwed Angle	KQL		28 9126
250	Protective Conductor	4.0mm 300mm lg. Ge/gn		51 4305
260	Seal Nipple	PG 13		53 2057
270	Hex Nut	PG 13		53 2061
280	Label	Hydraulic Fluid		54 1436
290	Label	Check Oil Level		54 1438
300	Label	Protective Conductor Label		54 2370

5.8 Submerged Power Unit DUO CM 3 (Center Console) (030080 01556 0)



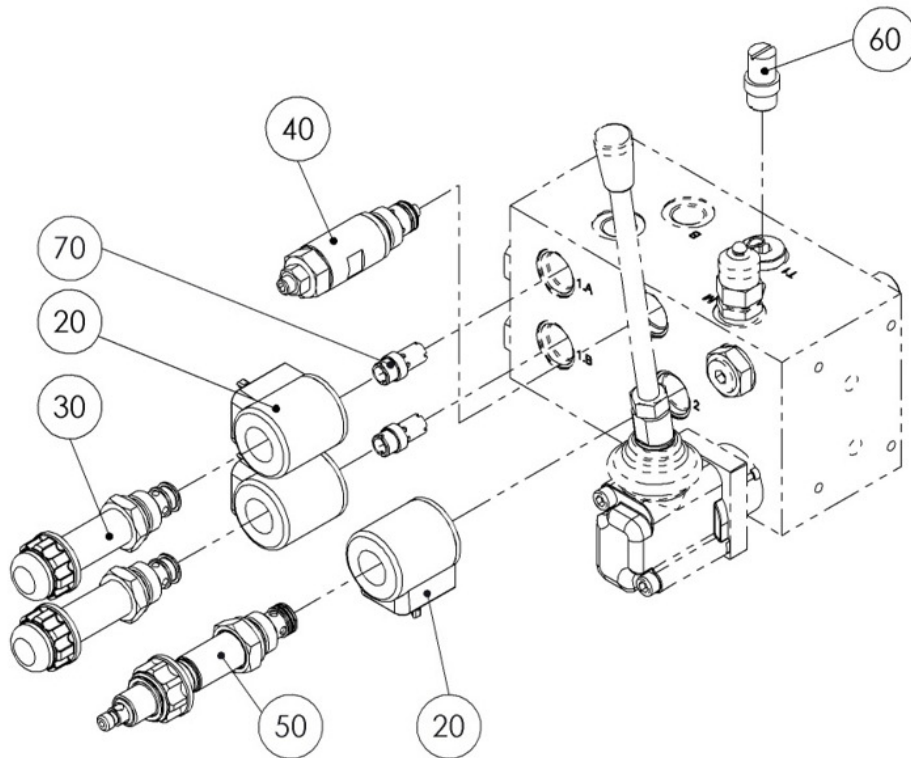
Item No.	Spare Part	Description	Tooltip	Article Number
10	Dipstick			02 05 15585
20	Return Pipe			02 08 53520
30	Holder	f. Branch Box		020080 00854 0
40	Fitting Panel			030080 01311 0
50	Motor with Pump	5.5kW, 6ccm	Section 5.11	030080 01547 0
60	Oil Collector			030080 01557 0
160	Blind Rivet Nut	M6		23 2116
170	Valve Block		Section 5.10	26000370
180	HP Hose	320mm lg.		27 1021 032
190	HP Hose	500mm lg.		27 1021 050
200	Bleeder Plug	M22x1.5		27 4796
210	Screw Connection	EVL		27 6830
220	Screw Connection	EVW		27 6835
230	Screw Connection	SV		27 6923
240	Screw Connection	WSV		27 6994
270	Screwed Angle	KQL		28 9126
280	Protective Conductor	4.0mm 300mm lg. Ge/gn		51 4305
290	Screwed Cable Joint	M20 7-13.0		53 2813
300	Label	Hydraulic Fluid		54 1436
310	Label	Check Oil Level		54 1438
320	Label	Protective Conductor Label		54 2370
330	Copper Sealing Ring	ø24x18x1.5		NDK.02401801
340	Copper Sealing Ring	ø28x20x2		NDK.02802002

5.9 Hydraulic Blocks



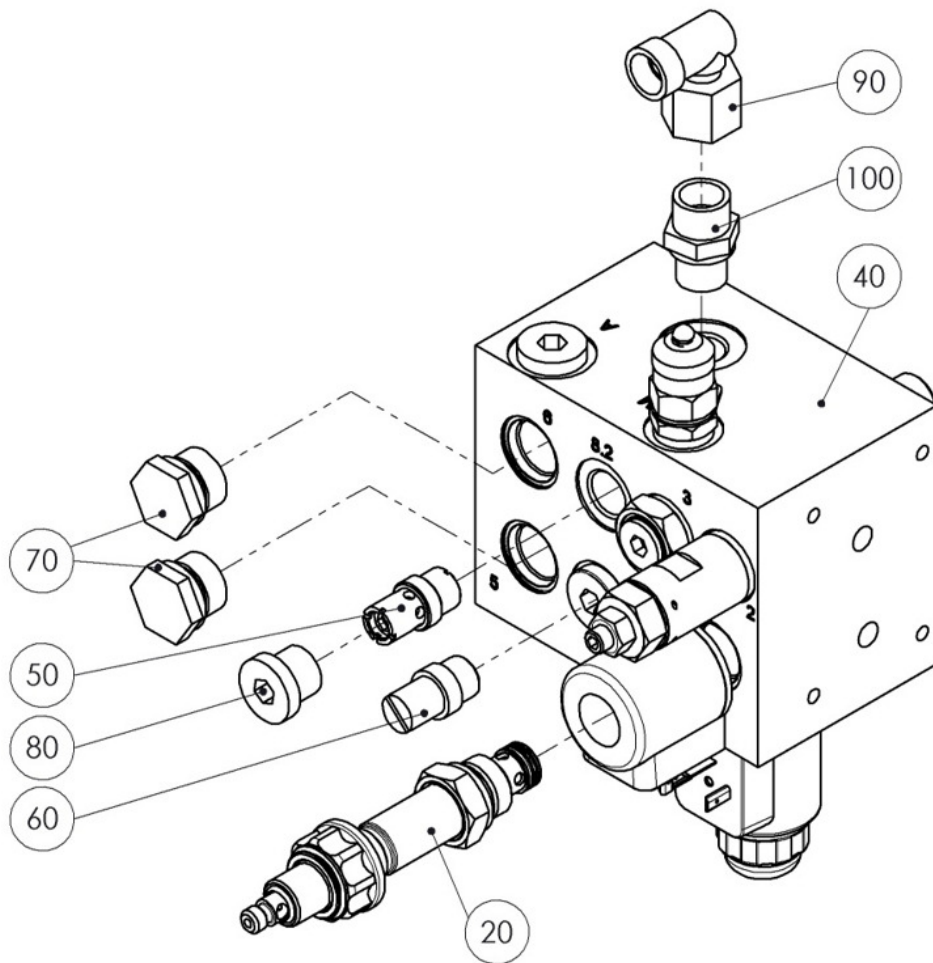
Item No.	Spare Part	Description	Tooltip	Article Number
	Hydraulic Block Assy	DUO CM1		030080 01296 0
	Hydraulic Block Assy	DUO CM2		030080 01297 0
	Hydraulic Block Assy	DUO CM3		030080 01298 0
10	Flow Regulator	15.0l/min 350bar	DUO CM1	26000050
	Flow Regulator	22.8l/min 350bar	DUO CM2	26000099
	Flow Regulator	45.6l/min 350bar	DUO CM3	26000101
20	Flow Control Valve	10l/min	DUO CM1	26000073
	Flow Control Valve	23l/min	DUO CM2	26000324
	Flow Control Valve	2.3l/min	DUO CM3	26000158
30	Valve Block		Section 5.9.1	26000144

5.9.1 Valve Block (26000144)



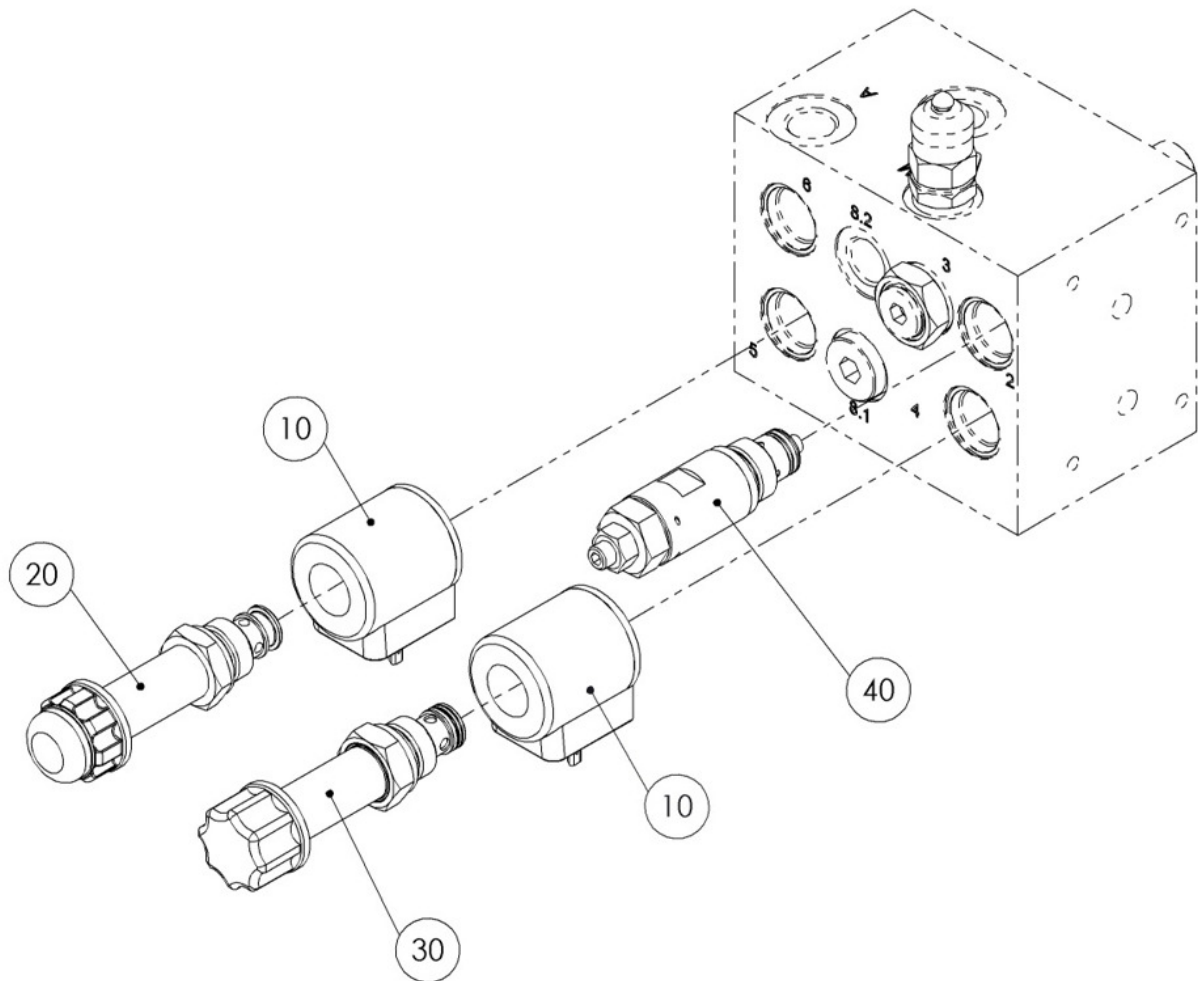
Item No.	Spare Part	Description	Article Number
20	Solenoid Coil	24VDC	26000106
30	2/2 Directional Control Valve		26000123
40	Pressure Control Valve	30l/min	26000153
50	2/2 Directional Control Valve	w. Emergency Operation	26000112
60	Flow Control Valve	23l/min	26000324
70	Flow Control Valve	1l/min	26000156

5.10 Valve Block (26000370)



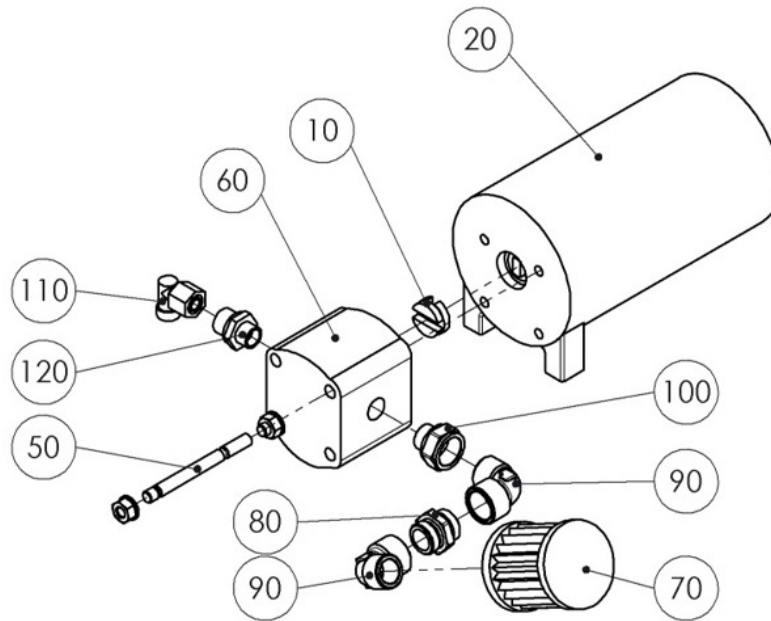
Item No.	Spare Part	Description	Tooltip	Article Number
20	2/2 Directional Control Valve	w. Emergency Operation		26000112
40	Valve Block		Section 5.10.1	26000070
50	Flow Control Valve	1.5l/min		26000182
60	Flow Control Valve	23l/min		26000324
70	Plug			26000368
80	Screw Plug			27 4752
90	Screw Connection	EVW		27 6835
100	Screw Connection	GE		27 6862

5.10.1 Valve Block (26000070)



Item No.	Spare Part	Description	Article Number
10	Solenoid Coil	24VDC	26000106
20	2/2 Directional Control Valve		26000123
30	2/2 Directional Control Valve		26000149
40	Pressure Control Valve	30l/min	26000153

5.11 Motor with Pump





Item No.	Spare Part	Description	Article Number
	Motor with Pump	2.5kW 4.3ccm	030080 01430 0
	Motor with Pump	5.5kW 8ccm	030080 01293 0
	Motor with Pump	5.5kW 8ccm (Center Console)	030080 01344 0
	Motor with Pump	5.5kW 6ccm	030080 01547 0
10	Cross Coupling	at 2.5kW	02 01 6610
	Cross Coupling	at 5.5kW	02 08 53215
20	Submerged Motor	2.5kW 2780rpm	20 7323
	Submerged Motor	5.5kW 2700rpm	20 7331
50	Stud	M8x85	22 0835 08085
	Stud	M10x100	22 0939 10100
60	Gear Pump	4.3ccm	26 4071
	Gear Pump	8ccm	26 4079
	Gear Pump	6ccm	26 4076
70	Oil Filter	3/8"	26 4090
	Oil Filter	3/4"	26 4095
80	Reducing Nipple	3/8"	27 4656
	Reducing Nipple	3/4"	27 4658
90	Threaded Elbow Joint	3/8"	27 4652
	Threaded Elbow Joint	3/4"	27 4660
100	Reducing Nipple	at 5.5kW	27 4662
110	Screw Connection	EVW	27 6835
120	Screw Connection	GE 3/8"	27 6862 2
	Screw Connection	GE 1/2"	27 6863 2

5.12 Pneumatic System

Item No.	Thumbnail	Spare Part	Description	Article Number
10		Threaded Elbow Joint	1/4"	27 4650
20		PVC Seal		28 6500
30		Bulkhead Connection	G 3/8 - G 1/4	28 8071 0603
40		Quick Coupler	G 1/4	28 8092 0406
50		Barbed Nipple		28 8097 0606
60		Straight Fitting		28 9100
70		Y-Connector	KQU	28 9110
80		Threaded Elbow Joint	KQL G1/4	28 9120





5.13 Mounting Kit f. Power Unit (Hydraulic)

Item No.	Thumbnail	Spare Part	Description	Article Number
10		PMS		030080 01338 0
10.1		Valve Block	DUO PMS	26000079
10.1.1		Solenoid Coil	24 VDC	26000106
10.1.2		Pressure Control Valve	30l/min	26000153
10.1.3		2/2 Directional Control Valve		26000199
10.1.4		4/3 Solenoid Directional Valve	23l/min; 350bar	26000206
20		Wheel-Free Jack		030080 01559 0
20.1		Valve Block		26000288
20.1.1		Flow Regulator		26000099
20.1.2		Solenoid Coil	24 VDC	26000106
20.1.3		Seat Valve	w/o Nut	26000123




Item No.	Thumbnail	Spare Part	Description	Article Number
20.1.4		Flow Control Valve		26000156
20.1.5		Non-Return Valve		26000186

5.14 Hydraulic Connections


Item No.	Thumbnail	Spare Part	Description	Article Number
10		Connection Housing	2xG3/8"	26000022
20		Solenoid Coil	24 VDC	26000106
30		Seat Valve	w/o Nut	26000123
40		Pipe Casing		26000168
50		Pressure Switch	G 1/4	26000214
60		Connection Housing	G 3/8	26000311
70		Flow Control Valve	3l/min	26000312
80		Clamping Bracket		53 2620

Item No.	Thumbnail	Spare Part	Description	Article Number
90		HP Hose	NW6 360mm lg.	27 0621 036
		HP Hose	NW6 750mm lg.	27 0621 075
		HP Hose	NW6 900mm lg.	27 0621 090
		HP Hose	NW6 5000mm lg.	27 0621 500
		HP Hose	NW6 7000mm lg.	27 0621 700
100		HP Hose	NW6 2200mm lg.	27 0622 220
110		HP Hose	NW10 320mm lg.	27 1021 032
		HP Hose	NW10 350mm lg.	27 1021 035
		HP Hose	NW10 1000mm lg.	27 1021 100
		HP Hose	NW10 2000mm lg.	27 1021 200
		HP Hose	NW10 3000mm lg.	27 1021 300
		HP Hose	NW10 5000mm lg.	27 1021 500
120		Stauff Clamp	PP	27 3635
130		Stauff Clamp	LN	27 3649
140		Measurement Fitting	ø10mm	27 4985

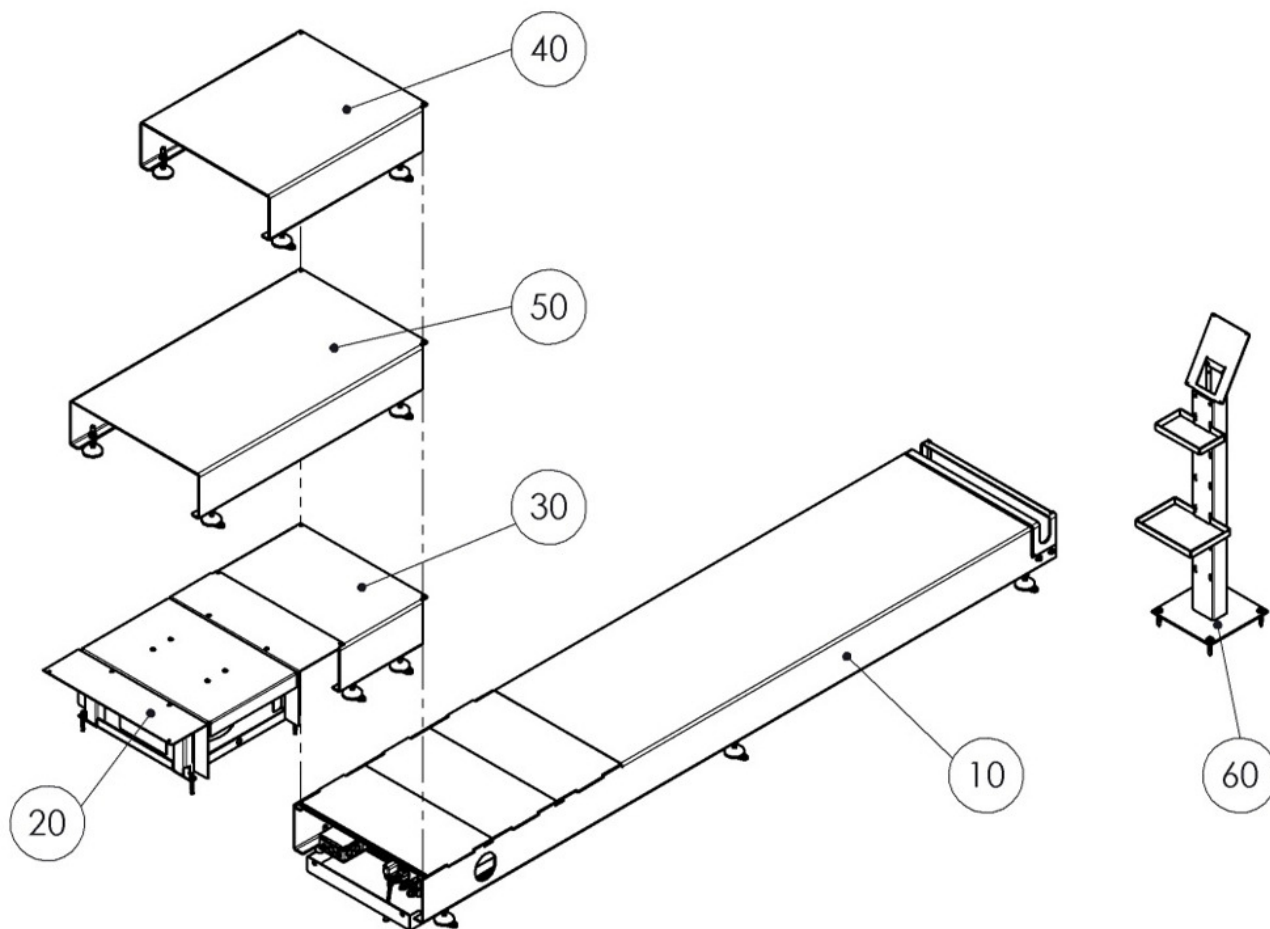
Item No.	Thumbnail	Spare Part	Description	Article Number
150		Screw Connection	EVL 8 L	27 6430
160		Straight Fitting	GE 8 LR 3/8"	27 6462
170		Manometer Fixture	MAVE 8 LR	27 6515
180		Bulkhead Stuffing Box	SV 8 L	27 6523
190		Straight Fitting	EVGE 10 LR 1/4"	27 6621 1
200		Straight Fitting	EVGE 10 SR 3/8"	27 6622
210		Straight Fitting	EVGE 12 LR 3/8"	27 6822
220		T-Fitting	EVL 12 L	27 6830

Item No.	Thumbnail	Spare Part	Description	Article Number
230		Straight Fitting	G 12 L	27 6837
240		Bulkhead Stuffing Box	SV 12 L	27 6923
250		Y-Connector	KQU	28 9110

5.15 Installation Material

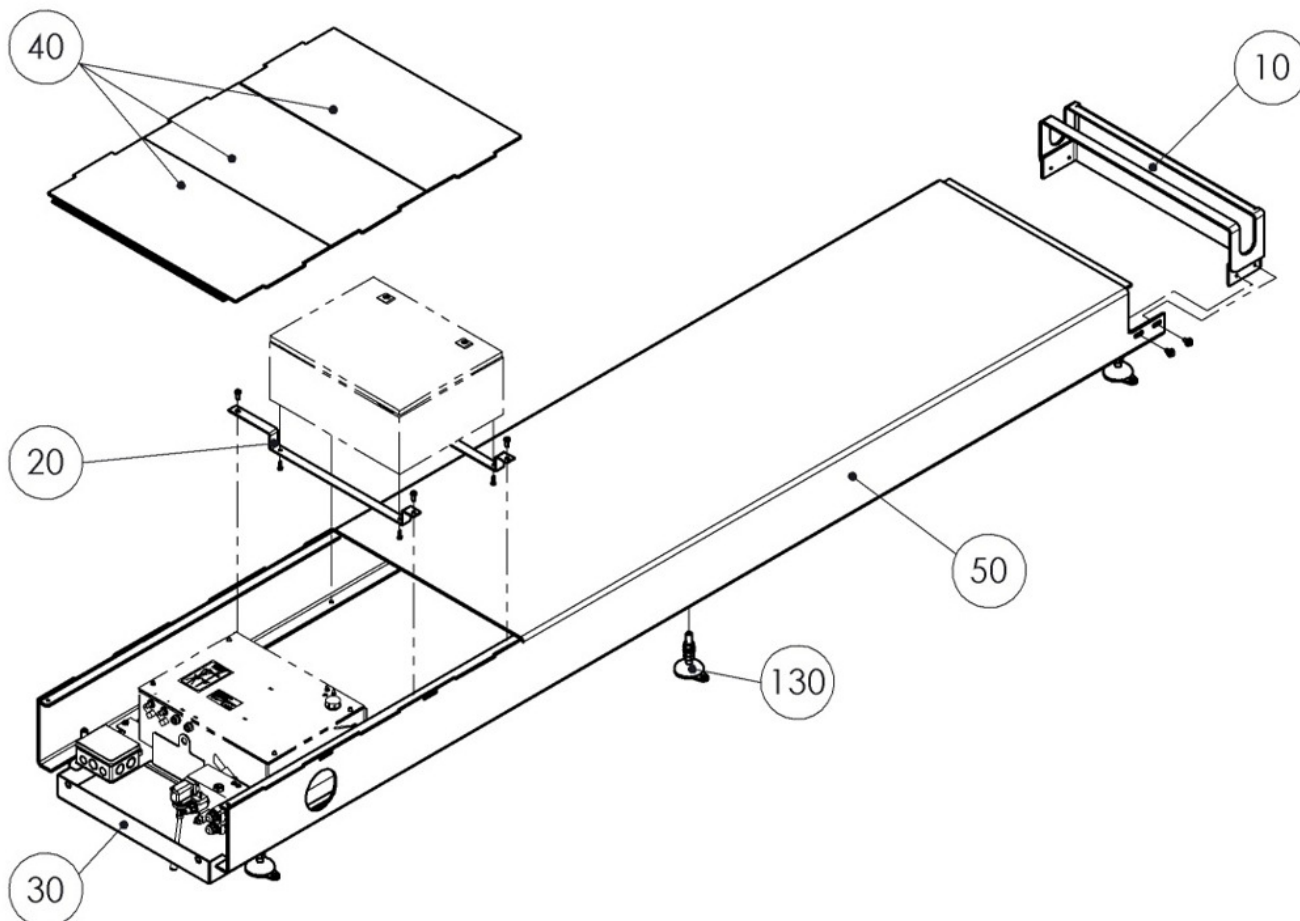
Item No.	Thumbnail	Spare Part	Description	Article Number
10		HP Hose	NW6 1000mm lg.	27 0621 100
		HP Hose	NW6 2000mm lg.	27 0621 200
		HP Hose	NW6 3000mm lg.	27 0621 300
		HP Hose	NW6 4000mm lg.	27 0621 400
		HP Hose	NW6 5000mm lg.	27 0621 500
		HP Hose	NW6 6000mm lg.	27 0621 600
		HP Hose	NW6 7000mm lg.	27 0621 700
		HP Hose	NW6 8000mm lg.	27 0621 800
		HP Hose	NW6 9000mm lg.	27 0621 900
		HP Hose	NW6 10000mm lg.	27 0621 1000
20		HP Hose	NW10 1000mm lg.	27 1021 100
		HP Hose	NW10 2000mm lg.	27 1021 200
		HP Hose	NW10 3000mm lg.	27 1021 300
		HP Hose	NW10 4000mm lg.	27 1021 400
		HP Hose	NW10 5000mm lg.	27 1021 500
		HP Hose	NW10 6000mm lg.	27 1021 600
		HP Hose	NW10 7000mm lg.	27 1021 700
		HP Hose	NW10 8000mm lg.	27 1021 800
		HP Hose	NW10 10000mm lg.	27 1021 1000
30		Straight Fitting	G 8 L	27 6437
40		Straight Fitting	G 12 L	27 6837

6 Center Console



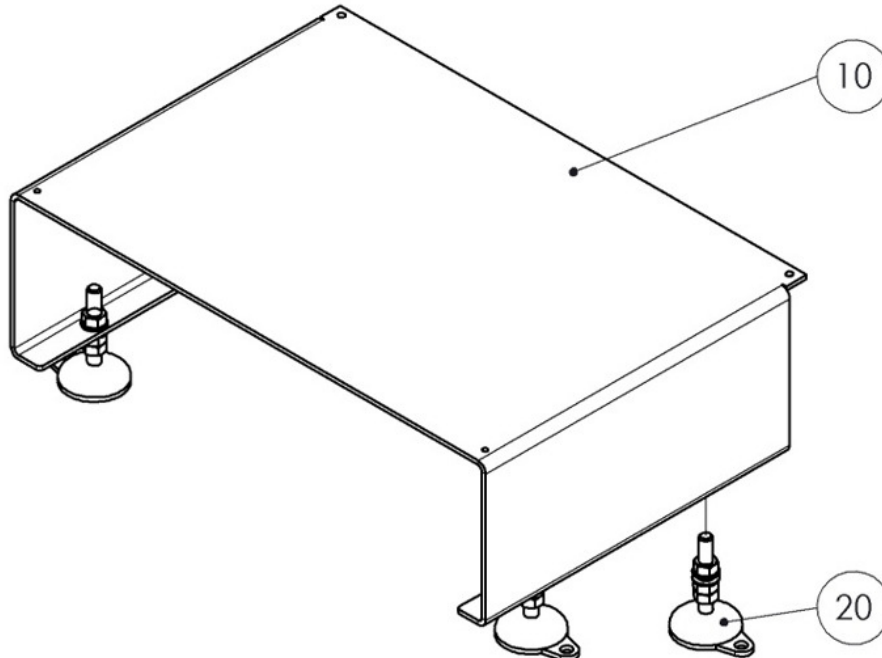
Item No.	Spare Part	Description	Tooltip	Article Number
10	Frame	3.6m, Drive Over	Section 6.1	030080 01313 0
20	Floor Cover		Section 7.1	030080 01396 0
30	Extension	at Floor Cover	Section 6.2	030080 00797 0
40	Extension	4,4m - w/o Floor Cover	Section 6.2	030080 00795 0
50	Extension	4,8m - w/o Floor Cover	Section 6.2	030080 00799 0
60	Foot	Control Unit		031027 00026 0

6.1 Frame









Item No.	Spare Part	Article Number
10	End Plate	020080 01627 0
20	Brace	020080 01686 0
30	Collector	020080 01692 0
40	Cover	030080 00804 0
50	Frame	030080 01312 0
130	Height Adjustment	030080 00793 0








6.2 Extension





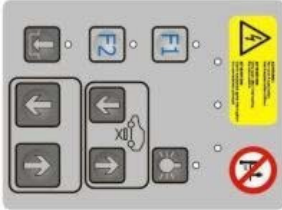










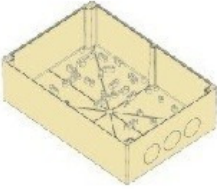

Item No.	Spare Part	Description	Article Number
	Extension Assy	at Floor Cover	030080 00797 0
	Extension Assy	4,4m - w/o Floor Cover	030080 00795 0
	Extension Assy	4,8m - w/o Floor Cover	030080 00799 0
10	Frame	at Floor Cover	030080 00796 0
	Frame	4,4m - w/o Floor Cover	030080 00794 0
	Frame	4,8m - w/o Floor Cover	030080 00798 0
20	Height Adjustment		030080 00793 0

6.3 Electrical Equipment (Center Console)

Item No.	Thumbnail	Spare Part	Description	Article Number
10		Branch Box Assy	1 Motor + Temperature Control	61 MSL MODO V1
		Branch Box Assy	2 Motor 400V + Temperature Control	61 MSL MODO V2
10.1		Tension Spring Clip	MSB 35	51 5090
10.2		Tension Spring Clip	MSB 35-PE	51 5091
10.3		Cover	D-MZB 1,5	51 5094
10.4		Label		51 5104
10.5		Branch Box		53 2039
10.6		Terminal Box		53 2468



Item No.	Thumbnail	Spare Part	Description	Article Number
10.7		Screwed Cable Joint	M20 9-14.0	53 2755
10.8		Screwed Cable Joint	M25 9-16.0	53 2757
10.9		Plastic Nut	M20x1.5	53 2782
10.10		Plastic Nut	M25x1.5	53 2783
10.11		End Holder	TS 35	53 3047
10.12		Connecting Clamp		53 3390
20		Switch Box		
20.1		Cover, MAHA	at VZ 975023	030080 01319 0

Item No.	Thumbnail	Spare Part	Description	Article Number
20.2		Cover, MAHA		030080 01442 0
20.3		Main Contactor	5.5kW 24VDC	50 0206
20.4		Main Switch	4-pin 25A	50 1002
20.5		Main Switch	3-pin 40A	50 1100
20.6		Membrane Keyboard	8 Buttons	51 1145
20.7		Emergency Stop Label		51 0047
20.8		Oil Temperature Sensor	Assy; 1500mm	52 0058
20.9		Antenna		52 0521

Item No.	Thumbnail	Spare Part	Description	Article Number
20.10		Printed Circuit Board	MAH DUO Display	52 0545
20.11		Adapter Piece	SMA/BNC 90	53 0375
20.12		HF Coupler		53 0426
20.13		Rubber Clip	12.7mm	53 2090
20.14		Spacer Pin	20mm / M3	53 2113
20.15		Polyester Cord	170mm	53 2198
20.16		Plastic Casing	320x220x120mm	53 4171
20.17		Label	Short Operating Instructions	54 1529

Item No.	Thumbnail	Spare Part	Description	Article Number
20.18		Label	+S1	54 5021
20.19		Flat Cable Connection	CAN	61 CAN FK06 ST02
20.20		Extension	20m Antenna	61 IW7E AN20
30		Switch Plate		68 DUO MPF
30.1		Tension Spring Clip	ST 4	51 5020
30.2		Tension Spring Clip	STTB 4-PV	51 5026
30.3		Tension Spring Clip	ST 4-PE	51 5027
30.4		Tension Spring Clip	STTB 4-PE	51 5029

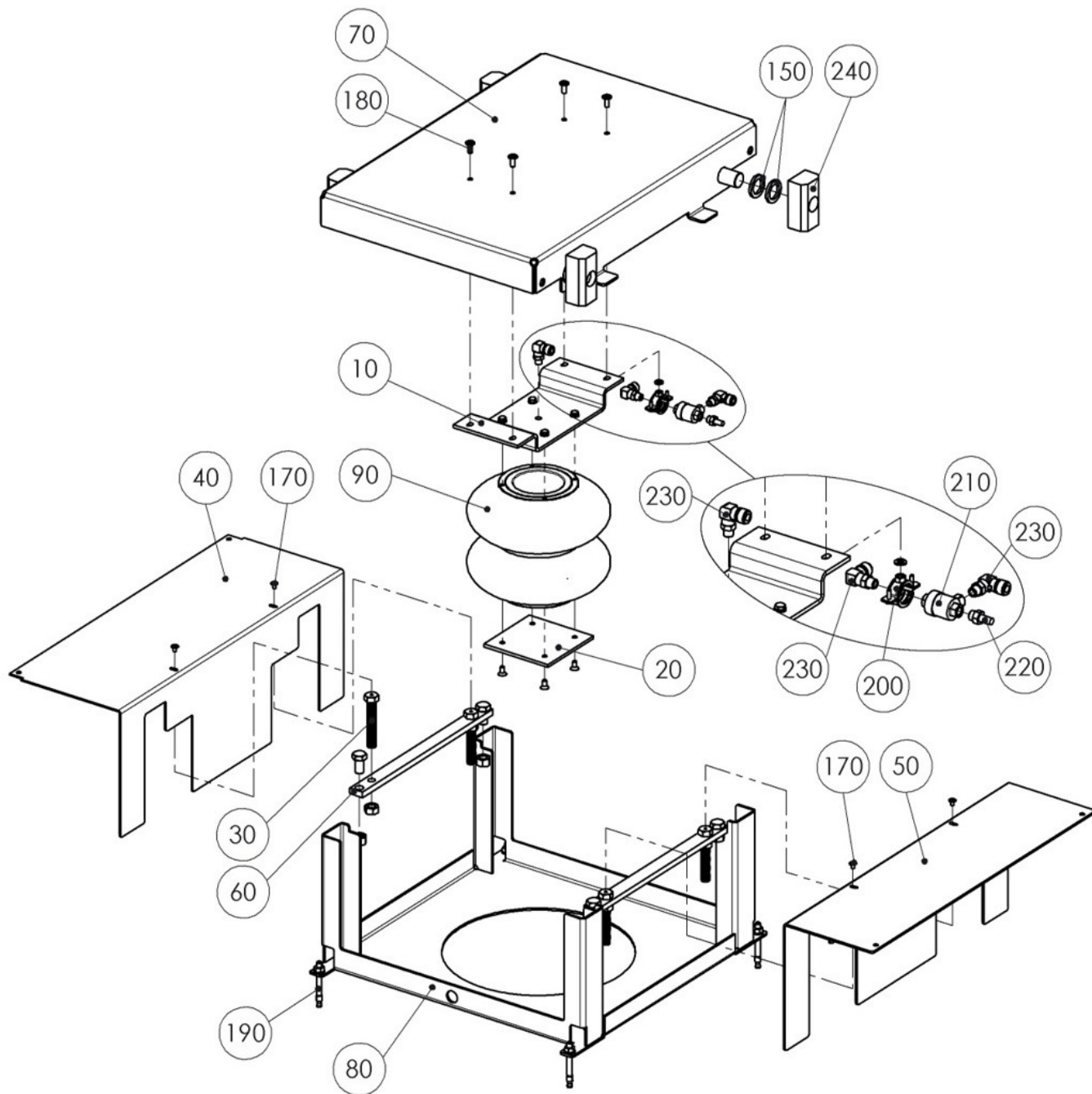
Item No.	Thumbnail	Spare Part	Description	Article Number
30.5		Fuse Terminal	10/SI 5x20	51 5050
30.6		End Cover	D-ST 4	51 5064
30.7		Cover	STTB 4 PV	51 5067
30.8		Bridge	2-pin ST4	51 5077
30.9		Hardlock	4 MB	52 0541
30.10		Printed Circuit Board	MAH HS0812	52 0557
30.11		Cable Entry	KEL-DPZ 24/17	53 2748
30.12		Screwed Cable Joint	M25 9-14.0	53 2756

Item No.	Thumbnail	Spare Part	Description	Article Number
30.13		Plastic Nut	M25x1.5	53 2783
30.14		Cable Entry Strip		53 2796
30.15		End Holder	TS 35	53 3047
30.16		Fuse	T 3.15 A	53 3065
30.17		Fuse	T 10 A	53 3066
30.18		Terminal Strip	2-pin	53 3302
30.19		Terminal Strip	24-pin	53 3332
30.20		Terminal Strip	3-pin	53 3373

Item No.	Thumbnail	Spare Part	Description	Article Number
30.21		Terminal Strip	8-pin	53 3378
30.22		Control Cabinet		53 4054
30.23		Pcb Carrier		53 5188
30.24		Label	1 - 24	54 2082
30.25		Power Supply	230V, 24VDC 5,0A 120W	56 0081
30.26		Flat Cable Connection	CAN	61 CAN FK06 ST11

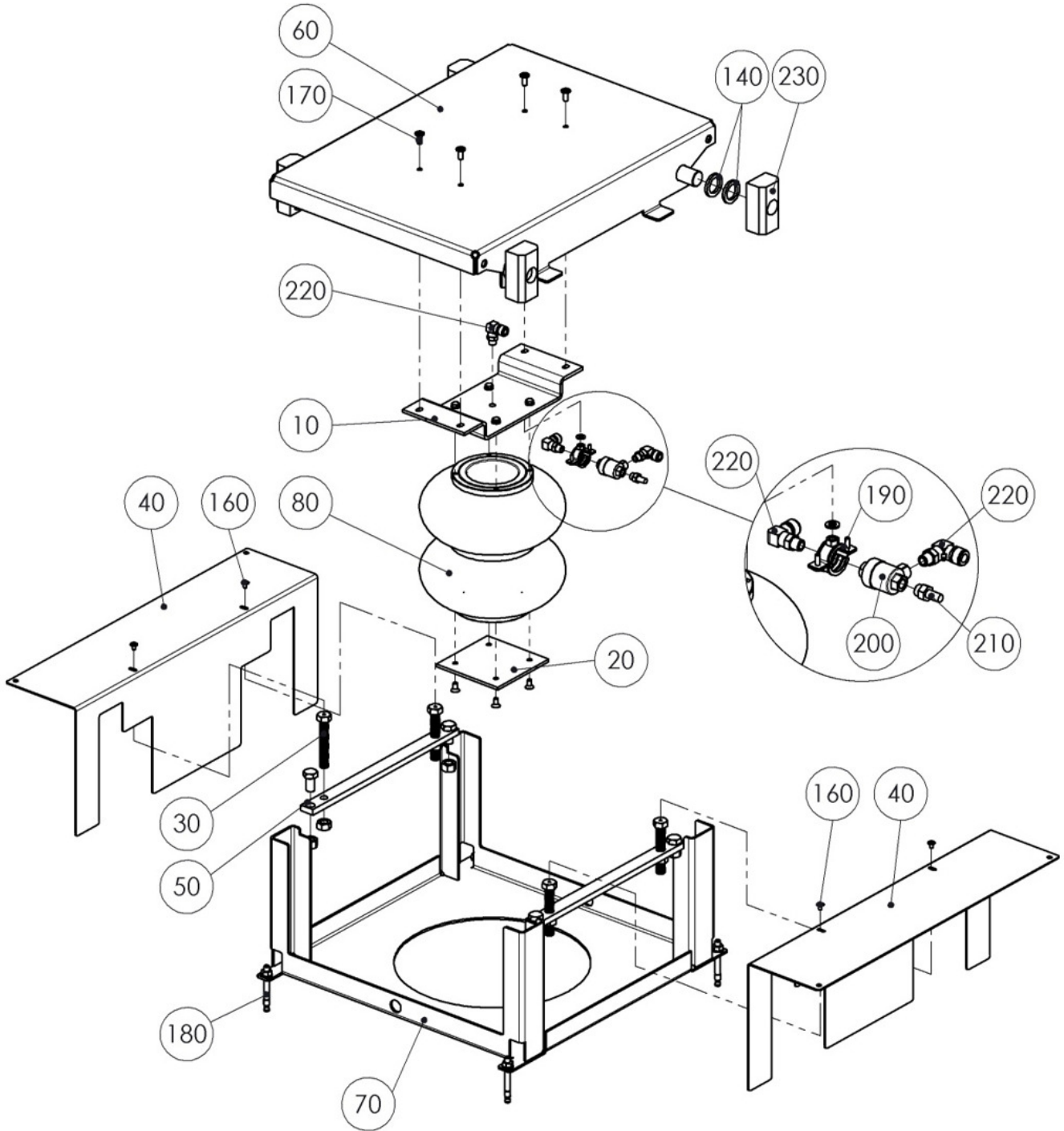
7 Floor Cover

7.1 Floor Cover (Center Console) VZ 970115



Item No.	Spare Part	Description	Article Number
	Floor Cover Assy	Center Console	030080 01396 0
10	Spacer Plate		020080 00651 0
20	Cover, Opposite Side	Bottom	020080 00652 0
30	Adjusting Screw		020080 00653 0
40	Center Cover Plate		020080 01368 0
50	Center Cover Plate		020080 01369 0
60	Stop		020080 46140500
70	Belt Cover		030080 00808 0
80	Floor Plate		030080 01066 0
90	Air Bellows		030080 46140500
150	Washer		22 1440 31
170	Binding Head Screw	M6x10	23 3078
180	Binding Head Screw	M8x20	23 3120
190	Heavy-Duty Anchor		23 5090
200	Pipe Clamp		27 3694
210	Rapid Bleeder Valve		28 5800
220	Throttle silencer		28 8165 0400 1
230	Screwed Angle		28 9210
240	Slider Block		31 6053

7.2 Floor Cover (w/o / w. Compensating Plates)







Item No.	Spare Part	Description	Article Number
	Floor Cover Assy	VZ 970032 w/o Compensating Plates	030080 01065 0
	Floor Cover Assy	VZ 970032 w. Compensating Plates	030080 01395 0
	Floor Cover Assy	VZ 970102 w/o Compensating Plates	030080 01068 0
	Floor Cover Assy	VZ 970102 w. Compensating Plates	030080 01070 0
10	Spacer Plate	w/o Compensating Plates	020080 00651 0
	Spacer Plate	w. Compensating Plates	020080 01747 0
20	Cover	Bottom	020080 00652 0
30	Adjusting Screw		020080 00653 0
40	Cover Plate	VZ 970032	020080 01363 0
	Cover Plate	VZ 970102	020080 01366 0
50	Stop		020080 46140500
60	Cover	VZ 970032	030080 00416 0
	Cover	VZ 970102	030080 00737 0
70	Floor Plate	w/o Compensating Plates	030080 01066 0
	Floor Plate	w. Compensating Plates	030080 01069 0
80	Air Bellows		030080 46140500
140	Washer		22 1440 31
160	Binding Head Screw	M6x10	23 3078
170	Binding Head Screw	M8x20	23 3120
180	Heavy-Duty Anchor		23 5090
190	Pipe Clamp		27 3694
200	Rapid Bleeder Valve		28 5800
210	Silencer		28 8165 0400 1
220	Screwed Angle		28 9210
230	Slider Block		31 6053

7.3 Pneumatic Parts (Floor Cover)








Item No.	Thumbnail	Spare Part	Description	Article Number
10		Double Threaded Nipple	1/4"x60mm	27 4805
20		Solenoid Valve	24V	28 5000
30		Pressure Control Valve	w. Manometer	28 5506
40		Reducing Nipple	3/8"-1/4"	28 8070 0603
50		Silencer	1/4"	28 8165 0400 1
60		Straight Fitting	3/8"	28 9106
70		T-Piece	KQT	28 9131
80		Threaded Elbow Joint	1/4"	28 9210

8 Antiskid Coating




Item No.	Thumbnail	Spare Part	Description	Article Number
10		Antiskid Coating	Gray	35 1218 1
20		Hardener	Mixing Ratio 1:8	35 1219
30		Instruction	English	D1 Z901IB1-DB
40		Instruction	German	D1 Z901IB1-DE







9 Accessories



Item No.	Thumbnail	Spare Part	Description	Article Number
10		Lighting	x2	(VZ 990013)
		Lighting	x4	(VZ 990191)
		LED Lighting	x2	(VZ 990399)
		LED Lighting	x4	(VZ 990384)
10.1		Lamp Holder		020080 00480 0
10.2		Lamp Holder	LED	020080 01254 0
10.3		Lamellar Plug	GPN 320	31 5075
10.4		Pit Lamp	36W 220V	51 0320
10.5		LED Lamp	24VDC 21W	51 0377
10.6		Transformer		51 0374
10.7		Connecting Cable	Transformer - LED	51 4132

Item No.	Thumbnail	Spare Part	Description	Article Number
10.8		Connecting Cable	LED - LED	51 4133
10.9		Tension Spring Clip	ST 4	51 5020
10.10		Tension Spring Clip	ST 4-PE	51 5027
10.11		Fuse Terminal	10/SI 5x20	51 5050
10.12		Branch Box		53 2035
10.13		Branch Box		53 2470
10.14		Grommet	130/170/60	53 2745
10.15		Terminal Strip	12-pin	53 3051

Item No.	Thumbnail	Spare Part	Description	Article Number
10.16		Terminal Strip	Label	53 3052
10.17		Fuse	T 10 A	53 3066
10.18		Terminal Strip	3-pin	53 3303
20		Shock-Proof Plug		(VZ 990012)
20.1		Branch Box		61 CM BELDO V1
30		Light Barrier Safety Device		(VZ 990029)
30.1		Holder		02 08 94115
30.2		Light Barrier		51 3087
30.3		Light Barrier	24-240V	51 3093

Item No.	Thumbnail	Spare Part	Description	Article Number
30.4		Printed Circuit Board	MAH CAN I8	52 0544
30.5		Branch Box		53 2035
30.6		Branch Box		53 2470
30.7		Terminal Strip		53 3050
30.8		Terminal Strip	12-pin	53 3051
30.9		Terminal Strip	Label	53 3052
30.10		Terminal Strip	12-pin	53 3380
30.11		Terminal Strip	16-pin	53 3382









Item No.	Thumbnail	Spare Part	Description	Article Number
30.12		Printed Circuit Board	MAH CAN AM8	58 2781
30.13		Branch Box	w. Cable Entry	61 CM FFDO V2
40		Compressed-Air Maintenance Unit		(VZ 975181)
40.1		Maintenance Unit	w. Oiler a. Manometer	28 5505 3
50		Installation Material		
50.1		Heavy Duty Anchor	M10x150mm	23 5050
50.2		Shim	150x50x6	02 08 04640
50.3		Shim	250x50x6	02 08 04642
60		Plastic Support	47x132x340mm (VZ 975069)	31 6900

Item No.	Thumbnail	Spare Part	Description	Article Number
70		Plastic Support	95x150x340mm (VZ 970045)	31 6901
80		Hard Rubber Block	50x115x95mm (VZ 975074)	31 6930




10 Electrical Equipment

10.1 Basic Elements

Item No.	Thumbnail	Spare Part	Description	Article Number
10		Switch Plate	Assy	68 DUO MSL
10.1		Main Contactor	5.5kW 24VDC	50 0198
10.2		Main Switch	4-pin 25A	50 1002
10.3		Tension Spring Clip	ST 4	51 5020
10.4		Tension Spring Clip	STTB 4-PV	51 5026
10.5		Tension Spring Clip	ST 4-PE	51 5027
10.6		Fuse Terminal	10/SI 5x20	51 5050
10.7		End Cover	D-ST 4	51 5064








Item No.	Thumbnail	Spare Part	Description	Article Number
10.8		Cover	STTB 4 PV	51 5067
10.9		Bridge	2-pin ST4	51 5077
10.10		Hardlock	4 MB	52 0541
10.11		Printed Circuit Board	MAH HS0812	52 0557
10.12		End Holder	TS 35	53 3047
10.13		Fuse	T 3.15 A	53 3065
10.14		Terminal Strip	2-pin	53 3302
10.15		Terminal Strip	24-pin	53 3332




Item No.	Thumbnail	Spare Part	Description	Article Number
10.16		Terminal Strip	3-pin	53 3373
10.17		Terminal Strip	8-pin	53 3378
10.18		Pcb Carrier		53 5188
10.19		Label	1 - 24	54 2082
10.20		Power Supply	230V, 24VDC 5,0A 120W	56 0081
20		Push Rod	14.5x3mm	51 0623
30		Membrane Keyboard	8 Buttons	51 1145
40		Printed Circuit Board	MAH HT08	52 0558

Item No.	Thumbnail	Spare Part	Description	Article Number
50		Clear & Cap Connector	White	53 0636
60		Solenoid Valve Connector	with Cable Type A	53 2202
70		Terminal Strip	3-pin	53 3373
80		Terminal Strip	4-pin	53 3374
90		Terminal Strip	8-pin	53 3378
100		Coding Profile	CP-MSTB	53 3510
110		Emc Rail	500mm lg.	53 5953
120		Flat Cable Connection	CAN	61 CAN FK06 ST11

10.2 Options









Item No.	Thumbnail	Spare Part	Description	Article Number
10		DUO CM 10t Drive-Over		(VZ 970039)
10.1		Light Flash Element	24VDC	51 0221
10.2		Lower Part		51 0223
10.3		Wall Fixture		51 0224
10.4		Printed Circuit Board	MAH CAN I8	52 0544
10.5		Grommet	PG 13,5	53 2026
10.6		Terminal Strip	16-pin	53 3382
10.7		Branch Box	w. Cable Entry	61 CM FFDO V2
20		Safety Control	Lift Unit - Brake Tester	(VZ 990199)

Item No.	Thumbnail	Spare Part	Description	Article Number
20.1		Relay	24V AC/DC	50 0081
30		Short Lifting / Lowering Time		(VZ 970029)
30.1		Main Contactor	7.5kW 24VDC	50 0210
30.2		Main Switch	3-pin 40A	50 1100
30.3		Printed Circuit Board	MAH CAN AM8	58 2781
40		Inclinations		
40.1		Proximity Switch	M12/4mm	51 3004
40.2		Printed Circuit Board	MAH CAN I8	52 0544
40.3		Solenoid Valve Connector	with Cable Type A	53 2165

Item No.	Thumbnail	Spare Part	Description	Article Number
40.4		Terminal Strip	16-pin	53 3382
40.5		Branch Box	w. Screw Connection	61 CM FFDO V1
50		Precabling	f. Wheel Alignment Analyzer	(VZ 990163)
50.1		Branch Box		53 2470

11 Labels

Item No.	Thumbnail	Spare Part	Description	Article Number
10		Label	Maintenance	54 1376
20		Label	No Passengers Allowed	54 1404
30		Label	Safety Regulations	54 1494
40		Label	Main Switch	54 2132
50		Label	Protective Conductor Label	54 2370
60		Label	PV monochrom	54 5016
70		Label	Attention	54 1545
80		Label	3500kg	54 1451

Item No.	Thumbnail	Spare Part	Description	Article Number
90		Label	4000kg	54 1448
100		Label	4200kg	54 1431
110		Label	5000kg	54 1454
120		Label	1 - 16	54 2081
130		Label	+A	54 5017
140		Label	+B	54 5018
150		Label	+C	54 5019
160		Label	+S	54 5020